



# ***Flooring Catalog***

2024

# WHY MARSHALLTOWN?



***Iconic American-Made Tool Brands***

**Comprehensive Line of Products**

**Quick Delivery**

**Made in the USA**





**Pro-Preferred Brands**

**“Best in Class” Customer Support**



# WORLD-CLASS FLOORING CUTTERS

***NO NOISE. NO DUST. NO ELECTRICITY***

	13" Ultra-Lite	13" Marksman	13" Magnum Edge	9" Magnum Edge
	12 mm vinyl and laminate 3/8" engineered hardwood	Everything except hardwood	Most hardwood (1250 Janka and below) All engineered, laminate, and vinyl	Bamboo, to the hardest hardwood 1" thick (4000 Janka) All engineered, laminate, and vinyl
	Long lasting blade Easy to assemble 1-year warranty	Long lasting blade Easy to assemble 1-year warranty	Longest lasting blade Ships assembled 5-year warranty	Longest lasting blade Ships assembled 5-year warranty
	For the DIYer or Pro specializing in vinyl	Middle Tier For the Pro	For the Pro	For the Pro
	✓	✓	✓	✓



# WORLD-CLASS FLOORING CUTTERS

## **M**13" ULTRA-LITE FLOORING CUTTER

- Cuts vinyl and laminate up to 12 mm thick; cuts engineered hardwood up to 3/8" thick (Janka up to 1200)
- Long-lasting for popular LVP
- Ideal price point for the DIYer
- Easy to assemble, lightweight
- Can cut a 45° angle
- Economy line



EDI-29305  
Part#-LWFS13

**PERFECT  
FOR VINYL  
PLANK**

**1 YEAR  
WARRANTY**



## **BULLET** 13" MARKSMAN EZ SHEAR

A MARSHALLTOWN BRAND

- Cuts vinyl, laminate, and engineered hardwood up to 5/8" thick (Janka up to 1250)
- Built-in ruler
- Perfect for the pro who cuts more than LVP
- Long-lasting
- Easy to assemble, lightweight
- Can cut a 45° angle
- Middle/Pro Line



EDI-29976  
Part#-ES00-1113



**1 YEAR  
WARRANTY**



# WORLD-CLASS FLOORING CUTTERS

## **BULLET** 9" MAGNUM EDGE

A MARSHALLTOWN BRAND

- Amazing hardwood cutter for the pro
- Cuts laminate, vinyl, & engineered hardwood up to 25 mm thick (Janka up to 4000); including bamboo and Brazilian oak
- Features an LED light, adjustable handle, & built-in ruler
- Allows you to cut on the jobsite; no walking to the saw
- Ships assembled
- Lasts years with little maintenance
- Professional Line



EDI-29999  
Part#-MS90-1909

**CUTS MOST  
KNOWN  
HARDWOODS**

**5 YEAR  
WARRANTY**



## **BULLET** 13" MAGNUM EDGE

A MARSHALLTOWN BRAND

- Amazing hardwood cutter for the pro
- Cuts laminate, vinyl, & engineered wood up to 25 mm thick (Janka up to 1400); cuts solid hardwood (Janka up to 1250)
- Features an LED light, adjustable handle, & built-in ruler
- Allows you to cut on the jobsite; no walking to the saw
- Ships assembled
- Lasts years with little maintenance
- Professional Line



EDI-29987  
Part#-MS90-1913



**5 YEAR  
WARRANTY**



# FLOORING INSTALLATION TOOLS

## **BULLET™** STRIKER XXL TAPPING BLOCK

A MARSHALLTOWN BRAND

- All-in-one flooring tapping block doesn't require a hammer to use; saves time
- Ideal weight and optimized balance to strike planks into place
- Extra length for installing longer planks
- Rounded corners allow you to strike planks at any angle




EDI-29950  
Part#-BA91-  
7119



## **BULLET™** HEAVY-DUTY PULL BAR

A MARSHALLTOWN BRAND

- Ideal for installing laminate and hardwood flooring
- Lasts for years
- No bending or metal fatigue
- Features a felt bottom to resist scratching
- Beveled end allows you to pry in tight spaces



EDI-29845  
Part#-712HD





# TILE TOOLS GROUT FLOATS



## GROUT FLOAT

- Longtime standard gum rubber float
- Gum rubber pad has the perfect density and feel



EDI-14422  
Part#-43



**BARWALT®**  
A MARSHALLTOWN® BRAND

## MEGASOFT FLOAT

- Urethane pad is more efficient at wiping tiles clean
- Great on stone



EDI-41417  
Part#-BWT71180

## **BARWALT®** ULTRASOFT FLOAT

- Urethane pad is more efficient at wiping tiles clean
- Great on stone
- Popular BARWALT handle



EDI-41419  
Part#-BWT71185



**BARWALT®**  
A MARSHALLTOWN® BRAND

## ULTRALIGHT™ FLOAT

- Unique and popular shape
- Improved handle is longer, wider, and lighter



EDI-41740  
Part#-BWT81300



# TILE TOOLS TROWELS



## NOTCHED TROWELS

- Best notched trowels in the world
- Last 3x longer than most competitors
- Hardest blades in the industry
- Thru rivet design – the only way to attach such a hard blade; cannot be welded like the competition



EDI-15804  
Part#-775SD



## QLT NOTCHED TROWELS

- Competitive contractor-grade construction
- Aluminum alloy mounting is spot welded to the hard tempered steel blade
- Available with soft grip or wooden handle



EDI-15677  
Part#-NT677



## ULTRASTAINLESS NOTCHED TROWELS

- Thru rivet design for better hold than welded competition
- Stainless steel blade
- Better option than other competitor imports



EDI-41343  
Part#-BWT70956



# TILE TOOLS TROWELS



## FINISHING TROWELS

- Legendary trowel design and construction
- Hardest blade in the industry
- Thru rivet design
- Proper feel, shape, and balance



EDI-13444

Part#-MXS73SSD



## MARGIN TROWELS

- Single-piece design
  - Blade will not break away from the handle like a welded version
- Flexible and properly ground with a great feel and balance
- Most popular margin trowel in the industry



EDI-11207

Part#-56D



## MARGIN TROWELS

- Single-piece design
  - Blade will not break away from the handle like a welded version
- Better price point alternative than competitor welded options




EDI-41329

Part#-  
BWT70910



# TILE TOOLS

## TILE SPACERS



EDI-41053  
**Part#-**  
**BWT16021**




EDI-41064  
**Part#-**  
**BWT16121**

### **BARWALT** A MARSHALLTOWN BRAND **HOLLOW LEAVE-IN SPACERS**

- BARWALT was first to market with this system
  - Save time removing spacers from grout joints
  - Larger packs come in resealable containers
  - Sizes: 1/8", 3/16", 1/4", 3/8", 1/2"
- Regular spacers and "T" spacers available

### **BARWALT** A MARSHALLTOWN BRAND **REGULAR WEDGES**

- Must-have item on all jobs
- Used on irregular tiles, sloped surfaces, and against walls or obstructions



EDI-41021  
**Part#-**  
**BWT10370**

### **BARWALT** A MARSHALLTOWN BRAND **HORSESHOE SPACING SHIMS**

- Great to use as a spacer with large format tile
- Spaces and holds larger tile in place better
- Sizes: 1/16", 1/8", 3/16", 1/4"



EDI-41044  
**Part#-**  
**BWT12000**



EDI-41045  
**Part#-**  
**BWT12020**



EDI-41046  
**Part#-**  
**BWT12030**



EDI-41047  
**Part#-**  
**BWT12040**





# TILE TOOLS



## ULTRA GROUTING SYSTEM

- Includes more sponge and handle options than competitors
- Glass-filled nylon bucket holds up to the extremes, especially cold
- Tight fitting Velcro backers do not drip water into the work area
- 3 contoured rollers remove more excess water than other systems
- Slit in sponges grab more residue
- All parts are replaceable



EDI-41762

**Part#-BWT81584**



## 5 PIECE STRAIGHTEDGE SET

- Perfect for layout work, floor checking, and leveling
- Individual screed sizes available
- Large set includes: 2'2", 3', 4', 4'10", 6'
- Mini set includes: 12", 15", 18", 21", 24"




EDI-41731

**Part#-BWT80110**



## LARGE SAW SHACK

- Contains water and debris, allowing wet saw to be used in the work area
- Must-have for cold climates



EDI-41309

**Part#-BWT70832**



# TILE TOOLS

## **BARWALT** KN-1 KNEE PADS

- Original rubber design
- Accordion top keeps knee pad from sliding down
- Stretchable straps don't bind behind knees
- Replacement parts available



EDI-41073  
**Part#-  
BWT20010**

## **FRONT FASTENING KNEE PADS**

- No straps to bind behind knees
- Stretchable single strap is comfortable with pants or shorts
- Great for all-day wear



EDI-29700  
**Part#-FFKP**

## **EGGBEATER MIXER 24"**

- Zinc plated to resist corrosion
- Will mix all product needed in the flooring industry



EDI-28248  
**Part#-EM24**



# TILE TOOLS



## 5-GALLON BUCKET

- Longest lasting bucket on the market – 90 mil (compared to 60 or 70 mil competitors)
- Resists wear and tear from mixers
- Reinforced top ring keeps sides of bucket from splitting
- 5.28-gal capacity to better contain splatter when mixing
- Semi-transparent to see fluid levels
- Graduated side markings allow you to see fluid levels from outside the bucket
- Available in bulk 144 pk



EDI-29544  
**Part#-5G**



## SUPER BUCKET BAG

- Slips over standard 5-gallon bucket to organize tools
- Water-resistant nylon material
- Features 33 exterior pockets, a covered pocket with a Velcro closure, 14 interior pockets, a key chain claw clasp, tape loop, and hammer loop



EDI-10847  
**Part#-10847**



## TILE GROUT SPONGE

- Shape forms to hand when in use
- Designed with rounded corners
- Wipes off excess grout from joints



EDI-16463  
**Part#-TGS1**



# TILE TOOLS



## ROD SAW W/ DRILL BIT

- Cuts irregular shapes in tile
- Tungsten carbide drill bit
- Equipped with a comfortable DuraSoft® handle
- Replacement Rod Saw Blade available



EDI-28290  
**Part#-RS6**

EDI-28291  
**Part#-RS6B**



## FLOOR SCRAPER

- Sturdy construction ideal for all flooring jobs
- Great for surface preparation
- Handle has plastic grip for protection



EDI-16453  
**Part#-720**



## UTILITY KNIFE

- Sliding storage holds extra blades
- Comes with 5 additional blades



EDI-19058  
**Part#-9058**





# STRIKING TOOLS



EDI-43093  
Part#-VN11604



## HICKORY HANDLE CALIFORNIA FRAMER®

- Ideal for framing and demolition tasks
- American forged high carbon steel; heat treated with a rust-resistant finish
- Fully polished 19 oz head, claws, and milled face
- Innovative magnetic nail holding slot great for one-handed nail starting
- Curved hickory handle absorbs shock, is well-balanced, and replaceable



EDI-43053  
Part#-VN10510



## HICKORY HANDLE 999™ SERIES

- Heavy 20 oz framer with excellent balance for framing and demolition tasks
- Smooth striking face
- Equipped with a hickory handle that absorbs shock, is well-balanced, and replaceable



## STANDARD HALF HATCHET

- Fully polished, 22 oz head is drop forged and heat treated with a rust-resistant finish
- Equipped with a hickory handle that absorbs shock, is well-balanced, and replaceable



EDI-43255  
Part#-VN20520

Discover the full line of  
VAUGHAN tools at  
[www.MARSHALLTOWN.com](http://www.MARSHALLTOWN.com)



# STRIKING TOOLS



**VAUGHAN**  
A MARSHALLTOWN® BRAND

## SOFT FACE HAMMER

- Soft red and hard yellow tips provide a softer striking surface that won't damage the workpiece
- Ideal for general maintenance, woodworking, furniture assembly, and more
- Replaceable tips are press fit by design
- Equipped with a durable, comfortable hickory handle
- Drop forged, heat treated American high carbon steel head weighs 6 oz



EDI-43241

Part#-VN19310

**VAUGHAN**  
A MARSHALLTOWN® BRAND

## SOFT FACE RUBBER MALLET

- Solid black rubber tip and non-marring white tip provide a softer striking surface that won't damage the workpiece
- Ideal for tile and flooring applications
- Equipped with a quality hickory handle for durability and comfort
- Drop forged, heat treated American high carbon steel head weighs 24 oz



EDI-43247

Part#-VN19510



# FLOORING TOOLS



## STUBBY BAR®

- Useful for prying molding, scraping, and pulling nails
- "Shepherd's Crook" rocker head design for maximum prying power
- Three beveled nail slots and polished, sharp blades
- Length of 12"



EDI-43284  
**Part#-VN45101**



## ORIGINAL SUPERBAR®

- Useful for pulling up solid hardwood, prying molding, scraping, and pulling nails
- "Shepherd's Crook" rocker head design for maximum prying power
- Three beveled nail slots and polished, sharp blades
- Length of 15"



EDI-43278  
**Part#-VN45001**



EDI-43910  
**Part#-VN77980**



## PRO NAIL SET

- Heavy 20 oz framer with excellent balance for framing and demolition tasks
- Smooth striking face
- Equipped with a hickory handle that absorbs shock, is well-balanced, and replaceable



## 3 PIECE TRIM KIT

- Pro Bar provides leverage for prying molding or trim
- Trim Bar is used to pull small nails, tacks, and gun nails
- Pro Nail Set is designed for countersinking finishing nails in hard or soft wood




EDI-43715  
**Part#-VN70097**



# NOTCHED TROWELS

- Riveted aluminum alloy mounting for durability, paired with a hard-tempered steel blade for strength
- Choose between ergonomic DuraSoft® or traditional hardwood handles for comfort and control
- Blade dimensions: 11 x 4½" (279 x 114 mm), perfect for various troweling needs
- NTCA Approved options marked with an asterisk (\*) in the table
- Sold 6 per inner pack/6 per outer pack



EDI	Part#	Notch Size-in	Notch Size-mm	Notch	Handle
15722	706	3/32 X 3/32 X 3/32	2.5 X 2.5 X 2.5	SQ ■	
15724	706S	3/32 X 3/32 X 3/32	2.5 X 2.5 X 2.5	SQ ■	
15725	706SD	3/32 X 3/32 X 3/32	2.5 X 2.5 X 2.5	SQ ■	
15710	703	3/16 X 1/8 X 3/16	4.5 X 3 X 4.5	SQ ■	
15712	703S	3/16 X 1/8 X 3/16	4.5 X 3 X 4.5	SQ ■	
15713	703SD	3/16 X 1/8 X 3/16	4.5 X 3 X 4.5	SQ ■	
15706	702*	1/4 X 1/4 X 1/4	6 X 6 X 6	SQ ■	
15708	702S*	1/4 X 1/4 X 1/4	6 X 6 X 6	SQ ■	
15709	702SD*	1/4 X 1/4 X 1/4	6 X 6 X 6	SQ ■	
15776	776S	1/4 X 3/8 X 1/4	6 X 10 X 6	SQ ■	
15806	776SD	1/4 X 3/8 X 1/4	6 X 10 X 6	SQ ■	
15779	5779S	3/8 X 3/8 X 3/8	10 X 10 X 10	SQ ■	
15820	5779SD	3/8 X 3/8 X 3/8	10 X 10 X 10	SQ ■	
15775	775S	1/2 X 1/2 X 1/2	13 X 13 X 13	SQ ■	
15804	775SD	1/2 X 1/2 X 1/2	13 X 13 X 13	SQ ■	
15781	781S	1/2 X 3/4 X 1/2	13 X 19 X 13	SQ ■	
15782	781SD	1/2 X 3/4 X 1/2	13 X 19 X 13	SQ ■	
32818	725SD	3/4 X 3/4 X 3/4	19 X 19 X 19	SQ ■	
32820	625SD	3/4 X 3/4 X 3/4	19 X 19 X 19	SQ ■	
15714	704	3/32 X 3/32 X 1/8	2.5 X 2.5 X 3	U ■	
15716	704S	3/32 X 3/32 X 1/8	2.5 X 2.5 X 3	U ■	

EDI	Part#	Notch Size-in	Notch Size-mm	Notch	Handle
15717	704SD	3/32 X 3/32 X 1/8	2.5 X 2.5 X 3	U ■	
15732	718S	1/4 X 1/4 X 1/4	6 X 6 X 6	U ■	
15733	718SD	1/4 X 1/4 X 1/4	6 X 6 X 6	U ■	
15728	716S*	1/4 X 3/8 X 1/4	6 X 10 X 6	U ■	
15729	716SD*	1/4 X 3/8 X 1/4	6 X 10 X 6	U ■	
15730	717S*	1/4 X 1/2 X 1/4	6 X 13 X 6	U ■	
15731	717SD*	1/4 X 1/2 X 1/4	6 X 13 X 6	U ■	
15734	719S*	3/4 X 9/16 X 3/8	19 X 14 X 9	U ■	
15735	719SD*	3/4 X 9/16 X 3/8	19 X 14 X 9	U ■	
15702	701	7/32 X 5/32	5.5 X 4	V ▼	
15704	701S	7/32 X 5/32	5.5 X 4	V ▼	
15705	701SD	7/32 X 5/32	5.5 X 4	V ▼	
15771	771S	3/16 X 5/32	4.5 X 4	V ▼	
15802	771SD*	3/16 X 5/32	4.5 X 4	V ▼	
15780	780S	1/4 X 3/16	6 X 4.5	V ▼	
15808	780SD	1/4 X 3/16	6 X 4.5	V ▼	
11170	779S	1/4 X 1/4	6 X 6	V ▼	
11171	779SD	1/4 X 1/4	6 X 6	V ▼	
15770	770S	1/2 X 15/32	13 X 12	V ▼	
15800	770SD	1/2 X 15/32	13 X 12	V ▼	




# LayFlat™ NOTCHED TROWELS

- Designed to provide superior coverage and adhesion for medium to large format tile applications
- Wave-shaped notches create ridges that provide an overlapping and more easily collapsible action of thinset mortar
- Unique notch geometry helps to eliminate air pockets between the tile and underlayment
- Superior hold strength between the aluminum alloy Xtralite® mounting and blade
- Resilient DuraSoft® handle provides soft feel, reduces fatigue and offers excellent durability
- Each LayFlat™ trowel comes with a merchandisable product hanger
- 11 x 4½" (279 x 114mm) LayFlat™ Notched Trowels are sold 1 per inner/6 per outer
- 16 x 4" (406 x 102mm) LayFlat™ Notched Trowels are sold 1 per inner/4 per outer



**Overlapping and collapsible thinset action**



**LF1411SD**

**LF1416SD**

**1/4"  
6mm**

**3/8"  
10mm**

**1/2"  
13mm**

**Three notch sizes to accommodate a wider variety of tile sizes**

EDI	Part#	Description	Notch Size-in	Notch Size-mm	Blade Size-in	Blade Size-mm	Inner/Outer
29550	LF1411SD	¼" Carbon Steel LayFlat™ Notched Trowel - DuraSoft® Handle	¼"	6mm	11" x 4½"	279mm x 114mm	1/6
29552	LF3811SD	⅜" Carbon Steel LayFlat™ Notched Trowel - DuraSoft® Handle	⅜"	10mm	11" x 4½"	279mm x 114mm	1/6
29554	LF1211SD	½" Carbon Steel LayFlat™ Notched Trowel - DuraSoft® Handle	½"	13mm	11" x 4½"	279mm x 114mm	1/6
29556	LF1416SD	¼" Carbon Steel LayFlat™ Notched Trowel - DuraSoft® Handle	¼"	6mm	16" x 4"	406mm x 102mm	1/4
29558	LF3816SD	⅜" Carbon Steel LayFlat™ Notched Trowel - DuraSoft® Handle	⅜"	10mm	16" x 4"	406mm x 102mm	1/4
29560	LF1216SD	½" Carbon Steel LayFlat™ Notched Trowel - DuraSoft® Handle	½"	13mm	16" x 4"	406mm x 102mm	1/4



# STAINLESS STEEL NOTCHED TROWELS


- Aluminum alloy mounting riveted to high grade stainless steel blade
- Blade size is 11 x 4½" (279 x 114mm)
- Resilient DuraSoft® handle
- Easy to clean
- Rust-resistant
- Sold 1 per inner/6 per outer pack

Equipped with premium DuraSoft® handle that reduces user fatigue


Long-lasting, durable blade made from highest grade hardened and tempered steel



**Diamond shank construction prevents handle from twisting and slipping**




**Secured with stainless steel thru rivets for maximum hold strength between the aluminum alloy Xtralite® mounting and blade**



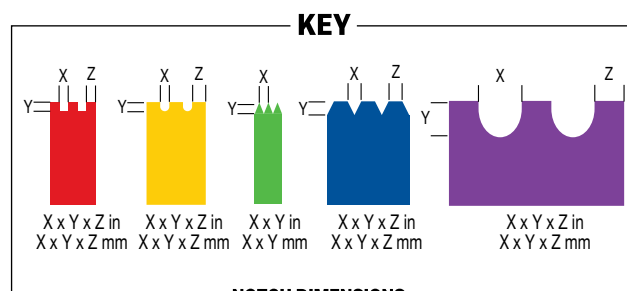
EDI	Part#	Description	Notch Size-in	Notch Size-mm	Blade Size-in	Blade Size-mm	Inner/Outer
32767	502SSD	Stainless Steel Notched Trowel ¼" Sq - DuraSoft® Handle	¼	6	11 X 4½	279 X 114	1/6
32769	588SSD	Stainless Steel Notched Trowel ⅝" Sq - DuraSoft® Handle	⅝	8	11 X 4½	279 X 114	1/6
32768	5779SSD	Stainless Steel Notched Trowel ⅜" Sq - DuraSoft® Handle	⅜	10	11 X 4½	279 X 114	1/6



# U-NOTCHED CUTBACK TROWEL

- $\frac{1}{16}$ " x  $2\frac{3}{1000}$ " x  $\frac{1}{32}$ " U-Notch Pattern  
(1.5 x 0.56 x 0.75mm)
- Resilient DuraSoft® handle provides a soft feel, reduces fatigue, and offers excellent durability
- Ensures high spread rates for new performance adhesives, including advanced urethanes
- Blade has 10 degree cut back for corners and for keeping blade off walls
- Blade size is 11" x 4½" (279 x 114mm)
- Sold 6 per inner pack/6 per outer pack



**U-Shaped Notch**



EDI	Part#	Blade Size-in.	Blade Size-mm	Notch Size-in. X x Y x Z	Notch Size-mm X x Y x Z	Notch	Handle
799SD	32670	11 x 4½	279 x 114	$\frac{1}{16}$ x $2\frac{3}{1000}$ x $\frac{1}{32}$	1.5 x 0.56 x 0.75	U 	






# ELLIPTICAL NOTCHED TROWELS

- Riveted aluminum alloy mounting for durability, paired with a hard-tempered steel blade for strength
- Comfortable and resilient DuraSoft® handle for a non-slip grip
- Blade dimensions: 11 x 4½" (279 x 114 mm), ideal for precise troweling
- Sold 6 per inner pack/6 per outer pack



**735SD**

EDI	Part#	Notch Size-in	Notch Size-mm	Notch
15836	734SD	5/16 X 1/4 X 3/16	8 X 6 X 4.5	Ellipse 
15837	735SD	7/16 X 3/8 X 1/4	11 X 10 X 6	Ellipse 
15838	736SD	3/4 X 1/2 X 1/4	19 X 13 X 6	Ellipse 

# LEFT HANDED NOTCHED TROWELS

- Left-handed version, designed specifically for left-handed users
- Riveted aluminum alloy mounting for durability, paired with a hard-tempered steel blade for strength
- Comfortable and resilient DuraSoft® handle for a non-slip grip
- Blade dimensions: 11 x 4½" (279 x 114 mm), ideal for precise troweling
- Sold 6 per inner pack/6 per outer pack



**780SDL**

EDI	Part#	Notch Size-in	Notch Size-mm	Notch
15711	702SDL	¼ X ¼ X ¼	6 X 6 X 6	SQ ■
15757	775SDL	½ X ½ X ½	13 X 13 X 13	SQ ■
15761	776SDL	¼ X ⅜ X ¼	6 X 10 X 6	SQ ■
15739	718SDL	¼ X ¼ X ¼	6 X 6 X 6	U ■
15720	716SDL	¼ X ⅜ X ¼	6 X 10 X 6	U ■
15721	717SDL	¼ X ½ X ¼	6 X 13 X 6	U ■
15763	780SDL	¼ X ⅜	6 X 4.5	V ▼



# STANDARD & LEFTY CUT-BACK NOTCHED TROWELS

- Ideal for installing resilient flooring and carpet with precision
- Riveted aluminum alloy mounting for durability, paired with a hard-tempered steel blade for strength
- 10° cut-back blade design, perfect for working in corners and for keeping blade off of walls
- Blade dimensions: 11 x 4½" (279 x 114 mm), ideal for precise troweling
- Resilient DuraSoft® handle provides a soft feel, reduces fatigue, and offers excellent durability
- Available in both standard and left-handed versions for user preference
- Sold 6 per inner pack/6 per outer pack

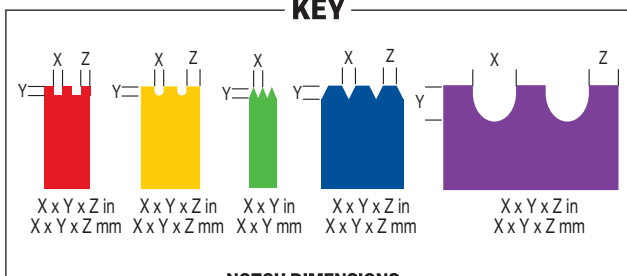


EDI	Part#	Notch Size-in	Notch Size-mm	Notch
15875	761SD	1/16 X 1/16 X 1/16	1.5 X 1.5 X 1.5	SQ ■
15887	767SD	1/4 X 1/8 X 1/4	6 X 3 X 6	SQ ■
15885	766SD	1/16 X 1/32 X 1/32	1.5 X .75 X .75	U ■
13694	664SD	1/16 X 1/16 X 1/16	1.5 X 1.5 X 1.5	U ■
13692	663SD	1/16 X 1/16 X 3/32	1.5 X 1.5 X 2.5	U ■
15891	769SD	1/8 X 3/32 X 1/8	3 X 2.5 X 3	U ■
15877	762SD	1/8 X 1/8 X 1/16	3 X 3 X 1.5	U ■
15889	768SD	1/8 X 1/8 X 1/8	3 X 3 X 3	U ■
15881	764SD	1/8 X 3/16 X 1/8	3 X 4.5 X 3	U ■
32670	799SD	1/16 X 1/32 X 1/32	1.5 X .75 X .75	U ■
13690	662SD	1/16 X 1/16 X 1/16	1.5 X 1.5 X 1.5	Flat V ▲
15883	765SD	3/32 X 3/32 X 3/32	2.5 X 2.5 X 2.5	Flat V ▲
15879	763SD	1/8 X 1/8 X 1/16	3 X 3 X 1.5	Flat V ▲
13688	661SD	1/8 X 1/8 X 1/8	3 X 3 X 3	Flat V ▲

## Left Handed Cut-Back

EDI	Part#	Notch Size-in	Notch Size-mm	Notch
15746	761SDL	1/16 X 1/16 X 1/16	1.5 X 1.5 X 1.5	SQ ■
15753	766SDL	1/16 X 1/32 X 1/32	1.5 X .75 X .75	U ■
15747	765SDL	3/32 X 3/32 X 3/32	2.5 X 2.5 X 2.5	Flat V ▲

## KEY




## NOTCH DIMENSIONS

Notch Width(X) by Notch Depth(Y) by Space Between Notches (Z)

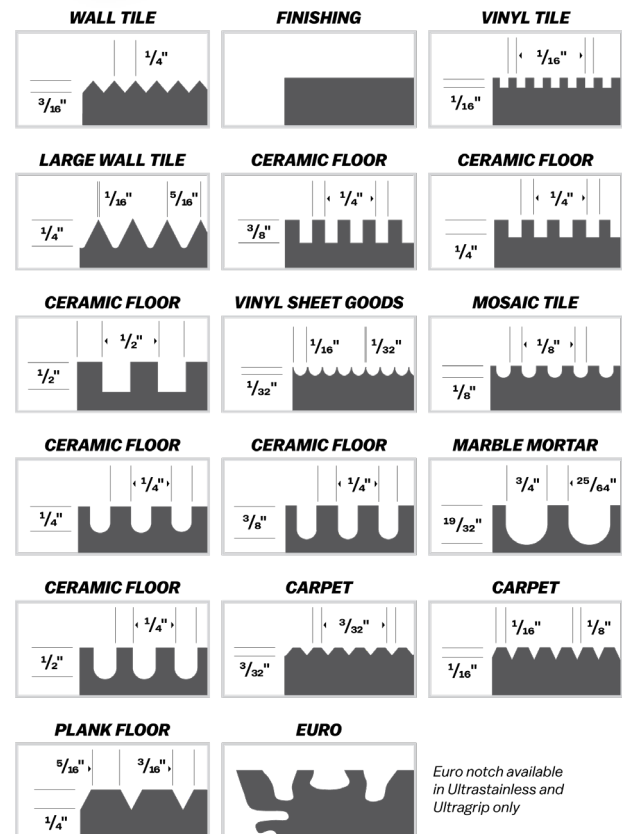


# ULTRASTAINLESS RIVETED TROWELS

- Hardened, tempered stainless steel blade, ground, and polished for superior performance
- Blade size: 11 x 4½" (279 x 114 mm)
- Features an ergonomic red Ultragrip™ handle for comfort and control
- Available in various notch shapes and sizes to suit different tiling needs
- Euro notch design ensures a more complete bond while keeping tiles level
- Notch dimensions: Width (X) x Depth (Y) x Space Between Notches (Z)



EDI	Part#	Notch	X-Notch Size	Y-Notch Size	Z-Notch Size
41337	BWT70950	V	1/4"	3/16"	0
41339	BWT70952	SQ	1/16"	1/16"	1/16"
41340	BWT70953	V	5/16"	1/4"	1/16"
41341	BWT70954	SQ	1/4"	3/8"	1/4"
41342	BWT70955	SQ	1/4"	1/4"	1/4"
41343	BWT70956	SQ	1/2"	1/2"	1/2"
41344	BWT70957	U	1/16"	1/32"	1/32"
41345	BWT70958	U	1/8"	1/8"	1/8"
41346	BWT70959	U	1/4"	1/4"	1/4"
41347	BWT70960	U	1/4"	3/8"	1/4"
41348	BWT70961	U	3/4"	19/32"	25/64"
41349	BWT70962	U	1/4"	1/2"	1/4"
41350	BWT70963	Flat V	3/32"	3/32"	3/32"
41351	BWT70964	Flat V	1/8"	1/8"	1/16"
41352	BWT70965	Flat V	3/16"	1/4"	5/16"
41353	BWT70966	Euro	0	0	0



Euro notch available  
in Ultrastainless and  
Ultragrip only





# TWO & THREE SIDED NOTCHED TROWELS



- Ideal for installing tile, resilient flooring, and carpet with precision
- Riveted aluminum alloy mounting for durability, paired with a hard-tempered steel blade for strength
- Three-sided trowels feature notches on both sides and the toe for extended durability and longer tool life
- Blade dimensions: 16 x 4" (406 x 102 mm), ideal for precise troweling
- Resilient DuraSoft® handle provides a soft feel, reduces fatigue, and offers excellent durability
- Three-sided trowels are marked with an asterisk (\*) in the table for easy identification
- Sold 4 per inner pack/4 per outer pack

EDI	Part#	Notch Size-in	Notch Size-mm	Notch
13658	646SD	$\frac{1}{16} \times \frac{1}{16} \times \frac{1}{16}$	1.5 X 1.5 X 1.5	SQ ■
13684	DU659SD*	$\frac{1}{16} \times \frac{1}{16} \times \frac{1}{16}$	1.5 X 1.5 X 1.5	SQ ■
13640	637SD	$\frac{1}{4} \times \frac{1}{8} \times \frac{1}{4}$	6 X 3 X 6	SQ ■
13666	DU650SD*	$\frac{1}{4} \times \frac{1}{8} \times \frac{1}{4}$	6 X 3 X 6	SQ ■
15828	710SD	$\frac{1}{4} \times \frac{1}{4} \times \frac{1}{4}$	6 X 6 X 6	SQ ■
15826	709SD	$\frac{1}{4} \times \frac{3}{8} \times \frac{1}{4}$	6 X 10 X 6	SQ ■
15830	711SD	$\frac{1}{2} \times \frac{1}{2} \times \frac{1}{2}$	13 X 13 X 13	SQ ■
32820	625SD	$\frac{3}{4} \times \frac{3}{4} \times \frac{3}{4}$	19 X 19 X 19	SQ ■
13660	647SD	$\frac{1}{16} \times \frac{1}{32} \times \frac{1}{32}$	1.5 X .75 X .75	U ■
13686	DU660SD*	$\frac{1}{16} \times \frac{1}{32} \times \frac{1}{32}$	1.5 X .75 X .75	U ■
13656	645SD	$\frac{1}{16} \times \frac{1}{16} \times \frac{1}{16}$	1.5 X 1.5 X 1.5	U ■
13682	DU658SD*	$\frac{1}{16} \times \frac{1}{16} \times \frac{1}{16}$	1.5 X 1.5 X 1.5	U ■
13654	644SD	$\frac{1}{16} \times \frac{1}{16} \times \frac{3}{32}$	1.5 X 1.5 X 2.5	U ■
13680	DU657SD*	$\frac{1}{16} \times \frac{1}{16} \times \frac{3}{32}$	1.5 X 1.5 X 2.5	U ■
13644	639SD	$\frac{1}{8} \times \frac{3}{32} \times \frac{1}{8}$	3 X 2.5 X 3	U ■
13670	DU652SD*	$\frac{1}{8} \times \frac{3}{32} \times \frac{1}{8}$	3 X 2.5 X 3	U ■

EDI	Part#	Notch Size-in	Notch Size-mm	Notch
13648	641SD	$\frac{1}{8} \times \frac{1}{8} \times \frac{1}{16}$	3 X 3 X 1.5	U ■
13674	DU654SD*	$\frac{1}{8} \times \frac{1}{8} \times \frac{1}{16}$	3 X 3 X 1.5	U ■
13646	640SD	$\frac{1}{8} \times \frac{1}{8} \times \frac{1}{8}$	3 X 3 X 3	U ■
13672	DU653SD*	$\frac{1}{8} \times \frac{1}{8} \times \frac{1}{8}$	3 X 3 X 3	U ■
13642	638SD	$\frac{1}{8} \times \frac{3}{16} \times \frac{1}{8}$	3 X 4.5 X 3	U ■
13668	DU651SD*	$\frac{1}{8} \times \frac{3}{16} \times \frac{1}{8}$	3 X 4.5 X 3	U ■
15824	708SD	$\frac{1}{4} \times \frac{3}{16}$	6 X 4.5	V ▼
13652	643SD	$\frac{1}{16} \times \frac{1}{16} \times \frac{1}{16}$	1.5 X 1.5 X 1.5	Flat V ▲
13678	DU656SD*	$\frac{1}{16} \times \frac{1}{16} \times \frac{1}{16}$	1.5 X 1.5 X 1.5	Flat V ▲
13638	636SD	$\frac{3}{32} \times \frac{3}{32} \times \frac{3}{32}$	2.5 X 2.5 X 2.5	Flat V ▲
13664	DU649SD*	$\frac{3}{32} \times \frac{3}{32} \times \frac{3}{32}$	2.5 X 2.5 X 2.5	Flat V ▲
13636	635SD	$\frac{1}{8} \times \frac{1}{8} \times \frac{1}{16}$	3 X 3 X 1.5	Flat V ▲
13662	DU648SD*	$\frac{1}{8} \times \frac{1}{8} \times \frac{1}{16}$	3 X 3 X 1.5	Flat V ▲
13650	642SD	$\frac{1}{8} \times \frac{1}{8} \times \frac{1}{8}$	3 X 3 X 3	Flat V ▲
13676	DU655SD*	$\frac{1}{8} \times \frac{1}{8} \times \frac{1}{8}$	3 X 3 X 3	Flat V ▲



## Soft Grip Notched Trowels

- Aluminum alloy mounting riveted to a hard tempered steel blade
- Soft grip handle for extra comfort and grip
- Blade sizes are 11 x 4½" (279 X 114mm, or 16 X 4" (406 X 102mm) where noted with \*
- Sold 6 per inner pack/36 per outer pack



EDI	Part#	Notch Size-in.	Notch Size-mm	Notch
15669	NT669	1/16 X 1/16 X 1/16	1.5 X 1.5 X 1.5	SQ ■
15692	NT692*	1/16 X 1/16 X 1/16	1.5 X 1.5 X 1.5	SQ ■
15673	NT673	3/32 X 3/32 X 3/32	2.5 X 2.5 X 2.5	SQ ■
15674	NT674	3/16 X 1/8 X 3/16	4.5 X 3 X 4.5	SQ ■
15675	NT675	3/16 X 3/16 X 3/16	4.5 X 4.5 X 4.5	SQ ■
15671	NT671	1/4 X 1/4 X 1/4	6 X 6 X 6	SQ ■
15697	NT697*	1/4 X 1/4 X 1/4	6 X 6 X 6	SQ ■
15793	NT793	1/4 X 1/8 X 1/4	6 X 3 X 6	SQ ■
15672	NT672	1/4 X 3/8 X 1/4	6 X 10 X 6	SQ ■
15698	NT698*	1/4 X 3/8 X 1/4	6 X 10 X 6	SQ ■
15670	NT670	1/2 X 1/2 X 1/2	13 X 13 X 13	SQ ■
15696	NT696*	1/2 X 1/2 X 1/2	13 X 13 X 13	SQ ■
15684	NT684	1/16 X 1/32 X 1/32	1.5 X .75 X .75	U ■
15695	NT695*	1/16 X 1/32 X 1/32	1.5 X .75 X .75	U ■
15688	NT688	1/16 X 1/32 X 1/16	1.5 X .75 X 1.5	U ■
15690	NT690	1/8 X 1/8 X 1/8	3 X 3 X 3	U ■
15687	NT687	1/8 X 3/16 X 1/8	3 X 4.5 X 3	U ■
15689	NT689	1/4 X 1/4 X 1/4	6 X 6 X 6	U ■
15686	NT686	1/4 X 3/8 X 1/4	6 X 10 X 6	U ■
15685	NT685	1/4 X 1/2 X 1/4	6 X 13 X 6	U ■
15691	NT691	3/4 X 9/16 X 3/8	19 X 14 X 10	U ■
15677	NT677	3/16 X 5/32	4.5 X 4	V ▼
15679	NT679	7/32 X 5/32	5.5 X 4	V ▼
15676	NT676	1/4 X 3/16	6 X 4.5	V ▼
15699	NT699*	1/4 X 3/16	6 X 4.5	V ▼
15678	NT678	1/2 X 15/32	13 X 12	V ▼
19289	NT700	1/16 X 1/16 X 1/16	1.5 X 1.5 X 1.5	Flat V ▼
15681	NT681	3/32 X 3/32 X 3/32	2.5 X 2.5 X 2.5	Flat V ▼
15694	NT694*	3/32 X 3/32 X 3/32	2.5 X 2.5 X 2.5	Flat V ▼
15680	NT680	1/8 X 1/8 X 1/16	3 X 3 X 1.5	Flat V ▼
15693	NT693*	1/8 X 1/8 X 1/16	3 X 3 X 1.5	Flat V ▼
15683	NT683	5/16 X 1/4 X 1/16	8 X 6 X 1.5	Flat V ▼
15682	NT682	3/16 X 1/4 X 5/16	4.5 X 6 X 8	Flat V ▼





# ECONOMY NOTCH TROWELS

- Black plastic handle with full hard steel blade
- 10° angle indicated with \*
- All 9 x 4" (229x102mm) notched trowels are dual notched except 206 & 243
- Sold 12 per inner pack/ 12 per outer pack, sold 24 per inner pack where noted with \*\*



211

212

213

## 11x4½" (279x114mm)

EDI	Part#	Description	Size - mm
16255	222	1/16 x 1/16 x 1/16 SQ	1.5 x 1.5 x 1.5
16259	226	1/4 x 1/4 x 1/4 SQ	6 x 6 x 6
16254	221	1/16 x 1/32 x 1/16 U	1.5 x .75 x 1.5
16257	224	3/16 x 5/32 V	4.5 x 4
16258	225	1/4 x 3/16 V	6 x 4.5
16256	223	1/8 x 1/8 x 1/16 Flat V	3 x 3 x 1.5

## 9x4" (229x114mm)

EDI	Part#	Description	Size - mm
16250	206*	3/16 x 5/32 V	4.5 x 4
16251	207*	1/4 x 1/4 x 1/4 SQ & 1/4 x 3/16 V	6 x 6 x 6 & 6 x 4.5
15518	207-1**	1/4 x 1/4 x 1/4 SQ & 1/4 x 3/16 V	6 x 6 x 6 & 6 x 4.5
16252	208*	1/16 x 1/16 x 1/16 SQ & 1/16 x 1/32 x 1/16 U	1.5 x 1.5 x 1.5 & 1.5 x .75 x 1.5
15519	208-1**	1/16 x 1/16 x 1/16 SQ & 1/16 x 1/32 x 1/16 U	1.5 x 1.5 x 1.5 & 1.5 x .75 x 1.5
28793	211*	1/16 x 1/32 x 5/64 U & 1/8 x 1/8 x 1/16 U	1.5 x .75 x 2 & 3 x 3 x 1.5
28794	212*	1/16 x 1/16 x 3/32 U & 1/32 x 1/32 x 1/16 U	1.5 x 1.5 x 2 & .75 x .75 x 1.5
28795	213*	1/8 x 3/32 x 1/8 U & 1/16 SQ	3 x 2 x 3 & 1.5
16220	220*	1/8 x 1/8 x 1/16 Flat V & 1/8 x 1/8 x 1/8 SQ	3 x 3 x 1.5 & 3 x 3 x 3
16234	234*	1/16 x 1/32 x 1/32 U & 3/32 x 3/32 x 3/32 Flat V	1.5 x .75 x .75 & 2 x 2 x 2
16236	236*	3/32 x 3/32 x 3/32 SQ & 1/8 x 3/16 x 1/8 U	2 x 2 x 2 & 3 x 1.5 x 3
16238	238*	1/8 x 1/8 x 1/8 U & 3/16 x 1/4 x 5/16 Flat V	6 x 10 x 6 & 4.5 x 6 x 8
16239	239*	1/4 x 3/8 x 1/4 SQ & 1/4 x 1/2 x 1/4 U	6 x 10 x 6 & 6 x 13 x 6
16240	240*	1/4 x 3/8 x 1/4 U & 1/2 x 1/2 x 1/2 SQ	6 x 10 x 6 & 13 x 13 x 13
18640	243	1/8 x 1/8 x 7/16 Flat V	3 x 3 x 11





# ULTRALIFE™ TROWELS

## Ultralife™ Trowel System

- Perfect combination of function and versatility
- Handy carrying case holds up to 8 trowel blades
- A complete trowel acts as a handle and lid for the case
- Handle is constructed of high-impact, glass-filled, chemical-resistant nylon with a comfortable, textured grip
- All pieces sold separately



EDI	Part#	Description	Inner/Outer
41120	BWT32000	Ultralife™ Trowel Handle w/ Latch	6/12
41121	BWT33000	Latch Only	6/6
41122	BWT34000	Ultralife™ Trowel Carrying Case	6/16

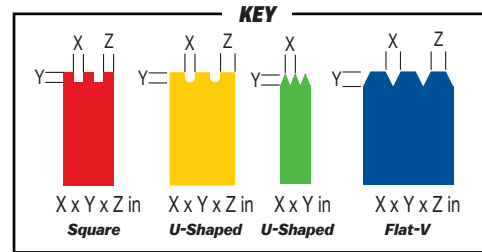


**BARWALT®**  
A MARSHALLTOWN® BRAND




## Ultralife™ Trowel Blades

- Essential for all functional or decorative floor and wall tiling
- 12 x 4½" (305 mm x 114 mm) blade made of stainless steel
- Notch Shape Options: Square, U-Shaped, V-Shaped, Flat-V, or Finishing blade
- Choose right-handed or left-handed



**Notch Dimensions**  
Notch Width (X) by  
Notch Depth (Y) by  
Space Between  
Notches (Z)

EDI	Part#	Handed	Notch Shape	X-Notch Size - in.	Y-Notch Size - in.	Z-Notch Size - in.	Inner/Outer
41092	BWT31091	Right-Handed	V-Shaped ▼	¼	⅜	0	6/12
41093	BWT31100	N/A	Finishing Blade	0	0	0	6/12
41094	BWT31231	Right-Handed	Square ■	⅛	⅛	⅛	6/12
41095	BWT31232	Left-Handed	Square ■	⅛	⅛	⅛	6/6
41096	BWT3133	Right-Handed	V-Shaped ▼	⅛	¼	⅝	6/12
41097	BWT31332	Left-Handed	V-Shaped ▼	⅛	¼	⅝	6/12
41098	BWT31361	Right-Handed	Square ■	¼	⅜	¼	6/12
41099	BWT31421	Right-Handed	Square ■	¼	¼	¼	6/12
41100	BWT31422	Left-Handed	Square ■	¼	¼	¼	6/12
41101	BWT31581	Right-Handed	Square ■	½	½	½	6/12
41102	BWT31582	Left-Handed	Square ■	½	½	½	6/6
41103	BWT31611	Right-Handed	U-Shaped U	⅛	⅓	⅓	6/12
41104	BWT31612	Left-Handed	U-Shaped U	⅛	⅓	⅓	6/12
41105	BWT31701	Right-Handed	U-Shaped U	⅛	⅛	⅛	6/12
41106	BWT31702	Left-Handed	U-Shaped U	⅛	⅛	⅛	6/12
41107	BWT31721	Right-Handed	U-Shaped U	¼	¼	¼	6/12
41108	BWT31722	Left-Handed	U-Shaped U	¼	¼	¼	6/6
41109	BWT31761	Right-Handed	U-Shaped U	¼	⅜	¼	6/12
41110	BWT31762	Left-Handed	U-Shaped U	¼	⅜	¼	6/12
41111	BWT31771	Right-Handed	U-Shaped U	¾	19/32	25/64	6/12
41112	BWT31781	Right-Handed	U-Shaped U	¼	½	¼	6/12
41113	BWT31782	Left-Handed	U-Shaped U	¼	½	¼	6/12
41114	BWT31841	Right-Handed	Flat-V ▲	3/32	3/32	3/32	6/12
41115	BWT31842	Left-Handed	Flat-V ▲	3/32	3/32	3/32	6/6
41116	BWT31951	Right-Handed	Flat-V ▲	⅛	⅛	⅛	6/12
41117	BWT31952	Left-Handed	Flat-V ▲	⅛	⅛	⅛	6/6
41118	BWT31981	Right-Handed	Flat-V ▲	5/16	¼	3/16	6/12
41119	BWT31982	Left-Handed	Flat-V ▲	5/16	¼	3/16	6/12







**BARWALT®**  
A MARSHALLTOWN® BRAND

# MARGIN TROWELS

- Ideal for spreading mortar or tile adhesive in tight, confined spaces
- Forged from a single piece of high-carbon steel for superior strength
- Tempered, ground, and polished for optimal flexibility and long-lasting durability
- Available in multiple sizes to suit various applications
- Choose from handle options: resilient DuraSoft® for comfort, grippy DuraCork®, or traditional hardwood for a classic feel



EDI	Part#	Description	Dimensions-in	Dimensions-mm	Handle
11198	52D	5" Margin Trowel	5 X 2	127 X 51	DuraSoft®
11202	52	5" Margin Trowel	5 X 2	127 X 51	Wood
11204	54	5" Margin Trowel	5 X 1½	127 X 38	Wood
11205	54D	5" Margin Trowel	5 X 1½	127 X 38	DuraSoft®
11206	56	6" Margin Trowel	6 X 2	152 X 51	Wood
11207	56D	6" Margin Trowel	6 X 2	152 X 51	DuraSoft®
11208	58	8" Margin Trowel	8 X 2	203 X 51	Wood
11209	58D	8" Margin Trowel	8 X 2	203 X 51	DuraSoft®

EDI	Part#	Notch	X-Notch Size	Y-Notch Size	Z-Notch Size	Handle
11190	52SND	SQ 	1/4"	1/4"	1/4"	DuraSoft®
11192	52VND	V 	1/4"	3/16"	0	DuraSoft®
11200	52SN	SQ 	1/4"	1/4"	1/4"	Wood
11201	52VN	V 	1/4"	3/16"	0	Wood






# MARGIN TROWELS

- Ideal for spreading mortar or tile adhesive in tight, confined spaces
- Forged from a single piece of high-carbon steel for superior strength
- Tempered, ground, and polished for optimal flexibility and long-lasting durability
- Available in multiple sizes to suit various applications



EDI	Part#	Description	Dimensions-in	Dimensions-mm	Handle
41329	BWT70910	5" Margin Trowel	5	127	Soft Grip
41330	BWT70911	6" Margin Trowel	6	152	Soft Grip
41331	BWT70912	8" Margin Trowel	8	203	Soft Grip

EDI	Part#	Notch	X-Notch Size	Y-Notch Size	Z-Notch Size	Handle
41334	BWT70920	V 	1/4"	1/4"	0	Wood
41335	BWT70921	SQ 	1/4"	1/4"	1/4"	Wood



**BARWALT**  
A MARSHALLTOWN® BRAND

# MARGIN TROWELS

MTSG52

MTP52

## Margin Trowels

- Available with a stainless steel or carbon steel blade for durability and strength
- Choose your handle: hardwood, soft grip, or plastic for added comfort and control
- Offered in a variety of blade sizes to match different tasks

EDI	Part#	Description	Dimensions-in	Dimensions-mm	Handle
10738	MTSP52	5" Margin Trowel	5 X 2	127 X 51	Plastic
10739	MTSG52	5" Margin Trowel	5 X 2	127 X 51	Soft Grip
10740	MTSG62	6" Margin Trowel	6 X 2	152 X 51	Soft Grip
16197	97	5" Margin Trowel	5 X 2	127 X 51	Hardwood
16200	934	5" Margin Trowel	5 X 1½	127 X 38	Hardwood
18630	MTSG515	5" Margin Trowel	5 X 1½	127 X 38	Soft Grip
18631	MTSG82	8" Margin Trowel	8 X 2	203 X 51	Soft Grip
18632	MTSG52SS	5" Margin Trowel, Stainless Steel	5 X 2	127 X 51	Soft Grip

## Notched Trowels

- Easily scoop and spread material in tight or confined areas
- Blade dimensions: 5 x 2" for precise application
- Notch size options: ¼" (6 mm) width (X) by ¼" (6 mm) depth (Y)
- Equipped with a comfortable soft grip handle for reduced fatigue
- Choose between square or V-shaped notch styles to fit your project needs
- Notch dimensions: Width (X) x Depth (Y) x Space Between Notches (Z)

MT71


EDI	Part#	Notch	X-Notch Size	Y-Notch Size	Z-Notch Size	Handle
28260	MT71	SQ ■	¼"	¼"	¼"	Soft Grip
28261	MT79	V ▼	¼"	¼"	0	Soft Grip





## Tile Grouter's Floats

- Pure gum rubber face is bonded to the dense rubber pad; cemented to an aluminum backing plate with a smooth or DuraSoft® handle
- Edges are beveled and the two front corners are rounded
- Dense rubber pad is designed specifically for tile grouting
- **43BC** has an offset handle for base/cove work
- **43D** has DuraSoft® handle for soft feel



## Molded Rubber Floats

- Black sponge rubber pad has beveled edges and rounded front corners
- **53D** has a plastic backing plate that is recessed to prevent scraping
- DuraSoft® handle provides a soft feel, reduces fatigue and offers excellent durability

## MARSHALLTOWN

EDI	Part#	Description	Size-in.	Size-mm	Inner/Outer
28263	43D	Tile Grouter's Float - DuraSoft®	9 X 4	229 X 102	1/8
14422	43	Tile Grouter's Float	9 X 4	229 X 102	1/24
14423	43XL	Tile Grouter's Float	12 X 4	305 X 102	1/12
14425	43BC	Tile Grouter's Float	12 X 3	305 X 76	1/24
14453	53D	Black Sponge Rubber Float	10 X 4	254 X 102	1/6
14408	40	Molded Rubber Float	9 X 4	229 X 102	1/24





## MARSHALLTOWN Epoxy Float

- Solid rubber pad for more demanding applications
- Beveled edges with rounded front corners
- Recessed plastic backer to prevent scraping
- DuraSoft® Handle
- Sold 1 per inner pack/  
6 per outer pack



## QLT Epoxy Float

- Solid rubber pad for more demanding applications
- Beveled edges with rounded front corners
- Recessed aluminum backer to prevent scraping
- Comfortable soft grip handle
- Sold 8 per inner pack/8 per outer pack

## Epoxy Floats



### MARSHALLTOWN

EDI	Part#	Description	Size-in.	Size-mm
12187	EF87D	Epoxy Float DuraSoft®	10 X 4	254 X 102
12188	EF88D	Epoxy Float DuraSoft®	12¾ X 3	324 X 76



### QLT MARSHALLTOWN

EDI	Part #	Description	Size-in	Size-mm
28262	EF250	Green Epoxy Float	9½ X 4	241 X 102



# FLOATS

- Ideal for applying and smoothing grout
- **BWT71185** features a soft rubber material that won't scratch or mar tile; ideal for textured tile and natural stone applications
- **BWT71158** is lightweight for easy use with a cushioned handle for comfort
- **BWT71180** is designed for the tradesman who prefers the feel of a polyurethane-type float; soft and long-lasting



**BWT71158**



**BWT71180**



**BWT71185**

EDI	Part#	Description	Size - in.	Size - mm	Inner/Outer
41407	BWT71158	Multi-Purpose Grout Float	9¼ X 3¾	235 X 98	12/24
41417	BWT71180	Megasoft Float	9½ X 3½	241 X 89	12/40
41419	BWT71185	Ultrasoft Float	10½ X 4	267 X 102	12/12



**BARWALT®**  
A MARSHALLTOWN® BRAND





# ULTRALIGHT™ GROUT FLOATS

- Perfect for applying grout to joints on walls and floors
- Blade dimensions: 10½ x 4" (267 x 102 mm) for efficient coverage
- Enhanced handle design is lighter, longer, and wider, providing ample room for larger hands
- Soft grip handle ensures comfort and reduces user fatigue during extended use
- Available in two options: wall float or epoxy floor float to suit your specific needs



**BWT81300**



**BWT81902**



EDI	Part#	Description	Inner/Outer
41740	BWT81300	Epoxy Floor Float	1/12
41771	BWT81902	Blue Epoxy Floor Float	1/24



**BARWALT®**  
A MARSHALLTOWN® BRAND

[www.MARSHALLTOWN.com](http://www.MARSHALLTOWN.com) |


Phone 641.753.0127 | Toll Free 800.888.0127 | Fax 800.477.6341 | Fax 641.753.6341





# ULTRA GROUTING SYSTEM

- Cuts grouting time nearly in half with less mess
- Raised grate design allows material to settle at bottom of bucket, leaving clean water on top
- Slotted rollers remove all excess water from the sponge
- Includes everything needed for a professional finish:
  - + Large bucket with 3 rollers
  - + Wall sponge with handle
  - + Floor sponge with handle
  - + Non-abrasive wall scrub pad
  - + Abrasive wall scrub pad
- Ultra Grouting Starter Kit includes:
  - + Large bucket with 3 rollers
  - + Floor sponge with handle
- Replacement parts sold separately



## Replacement Parts

EDI	Part#	Description	Inner/Outer
41756	BWT81510	Replacement Wall Sponge w/ Handle	1/12
41757	BWT81511	Replacement Wall Sponge	1/50
41758	BWT81520	Replacement Floor Sponge w/ Handle	1/12
41759	BWT81521	Replacement Floor Sponge	1/125
41760	BWT81530	Replacement Non-Abrasive Wall Scrub Pad	1/12
41761	BWT81540	Replacement Abrasive Wall Scrub Pad	1/12
41763	BWT81588	Replacement Ultra Grouting System Set - Bucket, Rollers, Grate, Roller Caps, Caster Set	1/1
41764	BWT81589	Replacement Grate	1/24
41765	BWT81590	Replacement Rollers (Set of 3)	1/14
41767	BWT81592	Replacement Casters (Set of 4)	1/50
41768	BWT81593	Replacement Roller Caps (Set of 2)	1/84

### ULTRA GROUTING SYSTEM STARTER KIT INCLUDES:



### ULTRA GROUTING SYSTEM KIT INCLUDES:



EDI	Part#	Description	Inner/Outer
41762	BWT81584	Ultra Grouting System	1/1
41770	BWT81595	Ultra Grouting System Starter Kit	1/1



**BARWALT**  
A MARSHALLTOWN® BRAND

www.MARSHALLTOWN.com | X Instagram Facebook YouTube

Phone 641.753.0127 | Toll Free 800.888.0127 | Fax 800.477.6341 | Fax 641.753.6341

# 5 GALLON BUCKET


- Made of durable 90 mil plastic
- Semi-transparent to easily see the level of material inside of the bucket
- Graduated measuring marks in Imperial gallons, US gallons, liters/litres, and US quarts
- 5.28 gallon capacity for ease of mixing and pouring with less spillage
- Reinforcing rings at top of bucket help keep bucket from deforming and breaking during mixing, pouring, or while holding and transporting heavy materials
- Metal handle with plastic grip
- Snap-on or sealable pour spout lid sold separately
- **5GP** is a sealable lid with gasket that keeps liquids from drying out and from spilling during transport and pouring
- **5GL** is intended for use in situations where lid will be removed and replaced frequently



**Pour spout lid seals tightly and returns flat so buckets can be stacked in storage**



**Graduated measuring marks in liters, gallons, and quarts**



EDI	Part#	Description	Inner/Outer
29544	5G	5 Gallon Plastic Mixing Bucket	1/8
32392	5GB	5 Gallon Bucket - Bulk Packed	144/144
29545	5GL	Snap-On Lid	1/44
29546	5GP	Pour Spout Lid w/Gasket & Tear Tab	1/21





### ***Rubber Grout Gloves***

- Waterproof vinyl
- Use when grouting tile
- Protects hands from Portland cement and other chemicals
- Sold 6 per inner pack/60 per outer pack



## **MARSHALLTOWN**

EDI	Part#	Description	Size
28282	RGL	Rubber Grout Gloves	Large



## Eggbeater Mixers

- Used to mix paint, adhesive, mortar, joint compound and much more
- Welded all-steel construction; fully plated
- Recommended use of 200-700 rpm depending on material
- 7/16" (11mm) steel hex shaft
- Fits 1/2" or larger variable speed drill
- EM24 sold 4 per inner pack/4 per outer pack
- 897 sold 6 per inner pack/24 per outer pack



## MARSHALLTOWN

EDI	Part#	Description	Size-in.	Size-mm
28248	EM24	Eggbeater Mixer	24	609
15445	897	Eggbeater Mixer	30	762





# ORIGINAL PRECISION TILE SPACERS™

- Constructed of the highest quality rubber for exceptional accuracy, flexibility, and durability
- Unique rubber construction allows for easy adjustments during tile installation, ensuring a perfect fit
- Can be effortlessly pulled out once installation has set, saving time and effort
- Offered in both + and T spacer styles



## Regular + Spacers

EDI	Part#	Description	Size - in.	Size - mm	Qty	Inner/Outer
41000	BWT10000	Regular 1/16" + Spacer	1/16	1.5	300	1/45
41015	BWT10100	Regular 1/16" + Spacer	1/16	1.5	300	1/45
41023	BWT11000	Regular 1/16" + Spacer	1/16	1.5	3000	1/27
41002	BWT10010	Regular 3/32" + Spacer	3/32	2.5	250	1/45
41003	BWT10020	Regular 3/32" + Spacer	3/32	2.5	200	1/45
41025	BWT11010	Regular 3/32" + Spacer	3/32	2.5	2000	1/27
41016	BWT10120	Regular 1/8" + Spacer	1/8	3	200	1/45
41026	BWT11020	Regular 1/8" + Spacer	1/8	3	1600	1/27
41006	BWT10030	Regular 3/16" + Spacer	3/16	4.5	150	1/45
41017	BWT10130	Regular 3/16" + Spacer	3/16	4.5	150	1/45
41029	BWT11030	Regular 3/16" + Spacer	3/16	4.5	850	1/27
41030	BWT11031	Regular 3/16" + Spacer	3/16	4.5	950	1/27
41009	BWT10040	Regular 1/4" + Spacer	1/4	6	100	1/45
41018	BWT10140	Regular 1/4" + Spacer	1/4	6	100	1/45
41032	BWT11040	Regular 1/4" + Spacer	1/4	6	550	1/27
41012	BWT10050	Regular 3/8" + Spacer	3/8	10	50	1/45
41019	BWT10150	Regular 3/8" + Spacer	3/8	10	50	1/45



Regular Long +



Regular T



Regular +



Thin +

## Thin + Spacers

EDI	Part#	Description	Size - in.	Size - mm	Qty	Inner/Outer
41001	BWT10001	Thin 1/16" + Spacer	1/16	1.5	300	1/45
41024	BWT11001	Thin 1/16" + Spacer	1/16	1.5	3000	1/27
41004	BWT10021	Thin 1/8" + Spacer	1/8	3	200	1/45
41027	BWT11021	Thin 1/8" + Spacer	1/8	3	1600	1/27
41007	BWT10031	Thin 3/16" + Spacer	3/16	4.5	150	1/45
41010	BWT10041	Thin 1/4" + Spacer	1/4	6	100	1/45
41033	BWT11041	Thin 1/4" + Spacer	1/4	6	650	1/27
41014	BWT10061	Thin 1/2" + Spacer	1/2	13	35	1/45

## Long + Spacers

EDI	Part#	Description	Size - in.	Size - mm	Qty	Inner/Outer
41008	BWT10033	Regular Long 3/16" + Spacer	3/16	4.5	100	1/45
41031	BWT11033	Regular Long 3/16" + Spacer	3/16	4.5	600	1/27
41011	BWT10043	Regular Long 1/4" + Spacer	1/4	6	75	1/45
41034	BWT11043	Regular Long 1/4" + Spacer	1/4	6	400	1/27
41035	BWT11044	Thin Long 1/4" + Spacer	1/4	6	475	1/27

## T Spacers

EDI	Part#	Description	Size - in.	Size - mm	Qty	Inner/Outer
41038	BWT11100	Regular 1/16" T Spacer	1/16	1.5	3000	1/27
41039	BWT11120	Regular 1/8" T Spacer	1/8	3	1600	1/27
41040	BWT11130	Regular 3/16" T Spacer	3/16	4.5	850	1/45
41041	BWT11140	Regular 1/4" T Spacer	1/4	6	650	1/27
41042	BWT11150	Regular 3/8" T Spacer	3/8	10	300	1/27
41043	BWT11160	Regular 1/2" T Spacer	1/2	13	200	1/27



**BARWALT®**  
A MARSHALLTOWN® BRAND



# GRANITE TILE SPACERS

- Used with thicker tiles, radius corner tiles, and granite tile installations where a  $\frac{1}{16}$ " (1.5 mm) joint is desired
- Durable enough for stacking granite tiles on walls
- Color-coded for easy identification
- Offered in both + and T spacer styles



EDI	Part#	Description	Size - in.	Size - mm	Qty	Inner/Outer
41050	BWT16000	Granite $\frac{1}{16}$ " + Spacer	$\frac{1}{16}$	1.5	500	1/18
41051	BWT16001	Granite $\frac{1}{16}$ " + Spacer	$\frac{1}{16}$	1.5	100	1/45
41062	BWT16100	Granite $\frac{1}{16}$ " T Spacer	$\frac{1}{16}$	1.5	500	1/18



**BARWALT**<sup>®</sup>  
A MARSHALLTOWN<sup>®</sup> BRAND




# HOLLOW LEAVE-IN TILE SPACERS

- First industry-approved leave-in tile spacer
- Saves time by allowing for earlier grouting
- Hollow design allows spacers to stay in the joint and be grouted over
- Can compress up to 10% for variances in tiles
- Extra length is ideal for radius corner tiles
- Offered in both + and T spacer styles



**BWT16050**

## + Spacers



1/8"



3/16"



1/4"




3/8"



1/2"


## T Spacers



1/8"



3/16"



1/4"



**BWT16140**

## + Spacers

EDI	Part#	Description	Size - in.	Size - mm	Qty	Inner/Outer
41052	BWT16020	Hollow Leave-In 1/8" + Spacer	1/8	3	500	1/18
41053	BWT16021	Hollow Leave-In 1/8" + Spacer	1/8	3	100	1/45
41054	BWT16030	Hollow Leave-In 3/16" + Spacer	3/16	4.5	500	1/18
41055	BWT16031	Hollow Leave-In 3/16" + Spacer	3/16	4.5	100	1/45
41056	BWT16040	Hollow Leave-In 1/4" + Spacer	1/4	6	400	1/18
41057	BWT16041	Hollow Leave-In 1/4" + Spacer	1/4	6	100	1/45
41058	BWT16050	Hollow Leave-In 3/8" + Spacer	3/8	10	300	1/18
41059	BWT16051	Hollow Leave-In 3/8" + Spacer	3/8	10	50	1/45
41060	BWT16060	Hollow Leave-In 1/2" + Spacer	1/2	13	200	1/18
41061	BWT16061	Hollow Leave-In 1/2" + Spacer	1/2	13	50	1/45

## T Spacers

EDI	Part#	Description	Size - in.	Size - mm	Qty	Inner/Outer
41063	BWT16120	Hollow Leave-In 1/8" T Spacer	1/8	3	500	1/18
41064	BWT16121	Hollow Leave-In 1/8" T Spacer	1/8	3	100	1/45
41065	BWT16130	Hollow Leave-In 3/16" T Spacer	3/16	4.5	500	1/18
41066	BWT16131	Hollow Leave-In 3/16" T Spacer	3/16	4.5	100	1/45
41067	BWT16140	Hollow Leave-In 1/4" T Spacer	1/4	6	500	1/18
41068	BWT16141	Hollow Leave-In 1/4" T Spacer	1/4	6	100	1/45



**BARWALT**  
A MARSHALLTOWN® BRAND







## 4 Corner Spacers



1/32"




1/16"



3/32"



1/8"



3/16"



1/4"



3/8"

# TAVY® TILE SPACERS

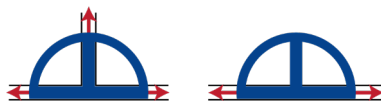
- Ideal tool for ensuring straight grout lines
- Easy to remove
- Offered in both 4 Corner and T spacer styles
- Versatile two-sided design allows installer to use both sides



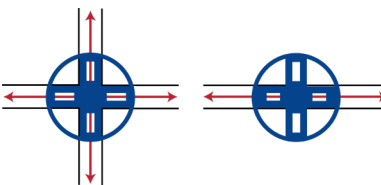
### DUAL-SIDED SPACERS



#### T Spacers




#### 4 Corner Spacers




### T Spacers




1/16"



1/8"



3/16"



1/4"



**BARWALT®**  
A MARSHALLTOWN® BRAND

EDI	Part#	Description	Size - in.	Size - mm	Qty	Inner/Outer
41717	BWT77087	1/16" T Spacer	1/16	1.5	100	1/12
41718	BWT77088	1/8" T Spacer	1/8	3	100	1/12
41719	BWT77089	3/16" T Spacer	3/16	4.5	100	1/12
41720	BWT77090	1/4" T Spacer	1/4	6	100	1/12
41710	BWT77080	1/32" 4 Corner Spacer	1/32	.75	100	1/6
41721	BWT77091	1/32" 4 Corner Spacer	1/32	.75	500	1/6
41711	BWT77081	1/16" 4 Corner Spacer	1/16	1.5	100	1/18
41722	BWT77092	1/16" 4 Corner Spacer	1/16	1.5	500	1/6
41712	BWT77082	3/32" 4 Corner Spacer	3/32	2.5	100	1/6
41723	BWT77093	3/32" 4 Corner Spacer	3/32	2.5	500	1/6
41724	BWT77094	1/8" 4 Corner Spacer	1/8	3	500	1/6
41725	BWT77095	3/16" 4 Corner Spacer	3/16	4.5	500	1/6
41726	BWT77096	1/4" 4 Corner Spacer	1/4	6	400	1/6
41727	BWT77097	3/8" 4 Corner Spacer	3/8	10	400	1/6



# PRECISION TILE WEDGES

- Used for leveling and straightening rows of tile, such as the first row of tile on a tub or a wall
- Feature a gripper design for easy removal
- Offered in three styles: Regular, Super, and Gripper
- Super Wedges are ideal for larger joints
- Gripper Wedges are narrower with less incline, suitable for smaller joints and tight spots

**Regular Wedge**



**Super Wedge**



**Gripper Wedge**



EDI	Part#	Description	Qty	Inner/Outer
41021	BWT10370	Regular Wedge	100	1/45
41048	BWT12370	Regular Wedge	450	1/30
41022	BWT10380	Super Wedge	25	1/45
41049	BWT12380	Super Wedge	75	1/30
41069	BWT16370	Gripper Wedge	550	1/30
41070	BWT16371	Gripper Wedge	100	1/45




**BARWALT®**  
A MARSHALLTOWN® BRAND






# HORSESHOE SHIMS


- Used with any type of tile application and material
- Ensures joint alignment for a uniform appearance
- Easy installation and removal
- Stackable to achieve various joint sizes
- Offered in four sizes, color-coded to easily determine size



**BWT12000**



**BWT12020**



**BWT12030**



**BWT12040**



EDI	Part#	Description	Size - in.	Size - mm	Qty	Inner/Outer
41044	BWT12000	1/16" Horseshoe Shim Blue	1/16	1.5	270	1/27
41045	BWT12020	1/8" Horseshoe Shim Black	1/8	3	160	1/27
41046	BWT12030	3/16" Horseshoe Shim Gray	3/16	4.5	120	1/27
41047	BWT12040	1/4" Horseshoe Shim Green	1/4	6	95	1/27



**BARWALT**  
A MARSHALLTOWN® BRAND





# ULTRALIGHT™ KNEE PADS

- Offers excellent grip for various tasks and jobsites
- Completely rebuildable with replacement straps, buttons, and liners
- Features a folding accordion top for comfort while standing
- **BWT20010** has a tough yet flexible nonskid outer shell, providing maximum comfort and security
- **BWT20030** has a smooth, hard shell exterior with flat kneeling surface and an ultrasonically heat staked hard cap to eliminate rivets
- **BWT21210** provides maximum comfort, has a patterned gripping surface that won't collect small particles, and is ideal for roofing
- **BWT20200** has a long-lasting outer shell, comfortable liner with cloth cover and cloth straps, and provides comfort even when wearing shorts



**BWT20010**



**BWT20030**



**BWT21210**



**BWT20200**

EDI	Part#	Description	Inner/Outer
41073	BWT20010	KN-1 Ultralight™ Knee Pads	1/24
41074	BWT20030	KN-3 Ultralight™ Knee Pads	1/20
41086	BWT21210	KN-5 Ultralight™ Knee Pads	1/24
41076	BWT20200	KN-All Season Knee Pads	1/20



**BARWALT®**  
A MARSHALLTOWN® BRAND



# FRONT FASTENING KNEE PADS

- No bunching or binding
- Non-Marking
- One hook and loop strap for quick adjustments
- Front fastening strap design for comfort and easy on/off
- No buckles or hook and loop fasteners behind or on the side of the leg
- Single neoprene strap fastens below knee for comfort
- Non-binding, single straps allow these knee pads to be worn with shorts



**Easy Hook and Loop  
for Quick Adjustments**

EDI	Part#	Description
29701	FFKP	Fasteners up front



# GEL KNEE PADS

## All-Terrain™ Knee Pads (GKP368)

- Injected gel provides superior comfort and protection
- All Terrain™ cover easily snaps off and on
- Raised heel evenly distributes body weight
- Extended feet absorb pressure while supporting the knee
- Adjustable clip fastener
- Double straps eliminate binding behind the knee
- Sold 1 pair per inner pack/6 pair per outer pack



**GKP368**

## All-Terrain™ Knee Pads (GKP37)

- Injected gel provides superior comfort and protection
- All Terrain™ cover easily snaps off and on
- Extended feet absorb pressure while supporting the knee
- Adjustable clip fastener
- Double straps eliminate binding behind the knee
- Sold 1 pair per inner pack/6 pair per outer pack



**GKP37**

EDI	Part#	Description	Size-in	Size-mm	Inner/Outer
12138	GKP368	All-Terrain™ Knee Pads	9 1/2 x 6 1/2	242 x 165	1/6
12137	GKP37	All-Terrain™ Knee Pads	8 x 6 1/2	203 x 165	1/6

## Gel Knee Pads

- Injected gel provides superior comfort and protection
- Tough nylon exterior for added durability
- Adjustable clip fastener
- Double straps eliminate binding behind the knee
- Sold 1 pair per inner pack/6 pair per outer pack



**GKP36**

EDI	Part#	Description	Size-in	Size-mm	Inner/Outer
12136	GKP36	Gel Knee Pads	8 X 6 1/2	203 X 165	1/6



# 8" RAZOR SCRAPER

- Heavy-duty cast aluminum head
- Handle adjusts from 39"-59" (991mm-1499mm) in length
- Padded grip provides added comfort
- Flanged handle prevents slipping
- Slightly angled head provides optimal positioning while scraping
- Comes with blade protector
- Used to remove wall coverings, carpet, adhesives, vinyl, old tile and other floor covering materials
- Sold 1 per inner pack/  
6 per outer pack



Angled head

## 8" Razor Scraper Replacement Blades

- Includes 5 replacement blades
- Compatible with 8" Razor Floor Scraper (RS8)
- Blade size: 8" x 3/4" (203mm x 19mm)
- Convenient plastic storage tube
- Used to remove wall coverings, carpet, adhesives, vinyl, old tile and other floor covering materials
- Sold 1 per inner pack/12 per outer pack



EDI	Part#	Description	Size-in.	Size-mm
28684	RS8	8" Razor Scraper	8	203
28692	RS8RB	8" Razor Scraper Replacement Blades	8 x 3/4	203 x 19





## Floor Scraper & Replacement Blade

- 60 X 1 $\frac{1}{8}$ " (1524 X 28mm) steel handle securely welded to heavy angle iron bracket
- Blade is heavy gauge spring steel
- Plastic grip on handle to protect hands
- This durable scraper is the perfect clean-up tool
- Replacement blades available
- Sold 6 per inner pack/6 per outer pack
- Part# 720 & 720B

## Razor Scraper & Replacement Blades

- 4" replaceable blade (5 included)
- Used for surface preparation and maintenance
- DuraSoft® handle with blade storage
- Cast aluminum head
- Sold 6 per inner pack/6 per outer pack, blades sold 12 per inner pack/12 per outer pack
- Part# WFS49D & WFS49DB

## Heavy Duty Dual Scraper

- Removes existing flooring, including tile, vinyl, carpet, and wood
- Blade can be flipped between 3" and 5" sides
- Heat treated blade can be sharpened
- Sold 2 per inner pack/2 per outer pack
- Part# DS35

## Bent Scraper

- Highly polished stainless steel blade
- DuraSoft® handle with threaded end to accept standard broom handles
- For removing vinyl flooring, carpet, wall paper, and adhesives
- Sold 5 per inner pack/5 per outer pack
- Part# E91D



## MARSHALLTOWN


EDI	Part#	Description	Size-in.	Size-mm
16453	720	Floor Scraper	14	356
16454	720B	Scraper Replacement Blade	14	356
28252	WFS49D	Razor Scraper	4	102
28253	WFS49DB	Razor Scraper Blade	4	102
28254	DS35	Heavy Duty Dual Scraper	3 & 5	76 & 127
28251	E91D	Bent Scraper	3	76



# SCRAPER STATION


- Offered in a standard 6 x 4' (1.8 x 1.2m) display
- Compatible with peg board or slat wall installations
- Complete line of scrapers for every application

#	EDI	Part#	Description	Inner/ Outer
1	16453	720	14" Floor Scraper	6/6
2	16454	720B	14" Replacement Blade for 720	6/6
3	28254	DS35	Heavy Duty Dual Scraper	1/2
4	28684	RS8	8" Razor Floor Scraper with Adjustable Handle	1/6
5	28692	RS8RB	8" Scraper Blades (5 pack)	1/12
6	28252	WFS49D	Softgrip Razor Scraper	1/6
7	28253	WFS49DB	Razor Scraper Blades	1/12
8	10469	SC448	4" Scraper, 48" Steel Handle	6/18
9	10470	SCBLADE	4" Replacement Scraper Blade (Fits SC412, SC418 & SC448)	10/10
10	12504	THS7	T-Handle Floor Scraper w/7" Blade	1/6
11	12506	THS7B	14" T-Handle Floor Scraper Replacement Blade	1/24
12	18359	FFS7	7" Floor/Form Scraper	1/4
13	18365	FFS7RB	7" Floor/Form Scraper Replacement Blade	1/4
14	18360	FFS14	14" Floor/Form Scraper	1/4
15	18366	FFS14RB	14" Floor/Form Scraper Replacement Blade	1/4
16	18362	FFS22	22" Floor/Form Scraper	1/4
17	18368	FFS22RB	22" Floor/Form Scraper Replacement Blade	1/4





## SCRAPER STATION



### 14" Floor Scraper

- 60 x 1 1/8" (1524 x 28mm) steel handle securely welded to heavy angle iron bracket
- Blade is heavy gauge spring steel
- Plastic grip on handle to protect hands
- Very durable for easier clean-up

EDI	Part#	Description	Inner/Outer
16453	720	Floor Scraper	6/6
16454	720B	Repl. Blade	6/6

### Heavy Duty Dual Scraper

- Removes existing flooring, including tile, vinyl, carpet and wood
- Blade can be flipped between 3" & 5" (76 & 127mm) sides
- Heat treated blade can be sharpened
- Sold 2 per inner pack/2 per outer pack

EDI	Part#	Description	Inner/Outer
28254	DS35	Heavy Duty Dual Scraper	1/2

### Razor Scrapers

- 4" (102mm) replaceable blade (5 included)
- Used for surface preparation and maintenance
- DuraSoft® handle with blade storage
- Cast aluminum head

EDI	Part#	Description	Inner/Outer
28252	WFS49D	Razor Scraper	1/6
28253	WFS49DB	5 Repl. Blades	1/12



### 8" Razor Scraper with Adjustable Handle

- Handle adjusts from 39"-59" (991-1499mm) in length
- Padded grip at center of handle provides added comfort
- Flanged handle prevents slipping
- Slightly angled head provides optimal positioning while scraping
- Used to remove wallcoverings, carpet, adhesives, vinyl, old tile and other floor covering materials

EDI	Part#	Description	Inner/Outer
28684	RS8	Razor Scraper	1/6
28692	RS8RB	Repl. Blades	1/12



### Heavy Duty Scrapers

- Sharp 4" (102mm) wide blade for stripping hard to remove floor coverings and adhesives
- Heavy duty aluminum construction
- Double-sided, easy to replace hardened steel blade
- 48" (1219mm) handle

EDI	Part#	Description	Inner/Outer
10469	SC448	Heavy Duty Scraper	6/18
10470	SCBLADE	Repl. Blade	10/10



### T-Handle Floor Scraper

- All steel, heavy duty construction
- 54" (1372mm) long T-handle
- Removes many types of floor coverings from a variety of floors
- Ships with 7" (178mm) blade

EDI	Part#	Description	Inner/Outer
12504	THS7	Scraper w/Blade	1/6
12506	SCBLADE	7" Repl. Blade	1/24

### Floor Scrapers

- Used for surface preparation or cleaning of concrete forms and concrete and wood floors
- 54" x 1 1/8" (1372 x 28mm) steel handle securely bolts to blade stiffener
- Non-slip grip provides comfort and durability
- Blade is made of high quality 20 gauge high carbon steel




EDI	Part#	Description	Inner/Outer
18359	FFS7	7" Scraper	1/4
18365	FFS7RB	7" Repl. Blade	1/4
18360	FFS14	14" Scraper	1/4
18366	FFS14RB	14" Repl. Blade	1/4
18362	FFS22	22" Scraper	1/4
18368	FFS22RB	22" Repl. Blade	1/4



# STRAIGHTEDGES

## “L” Straightedge 5 Piece Set


- Lightweight and easily stackable
- Constructed of high-quality aluminum
- Will not warp or rot
- Includes 5 straightedges in lengths of 2'2", 3', 4', 4'10" (for a bathtub), and 6' (66, 91, 122, 147, and 183 cm)



EDI	Part#	Description	Inner/Outer
41739	BWT80410	“L” Straightedge 5 Piece Set	1/1

## Straightedges

- Use as a floor leveling tool, a straightedge, a layout tool for walls and floors, or to dry pack a shower pan
- Constructed of tough tempered aircraft aluminum and cut from stock with reinforced construction
- Range in size from 2' to 12' (60 to 366 cm); perfect sizes to handle during tile applications



EDI	Part#	Description	Inner/Outer
41732	BWT80120	2' Straightedge	1/1
41733	BWT80130	3' Straightedge	1/1
41734	BWT80140	4' Straightedge	1/1
41735	BWT80160	6' Straightedge	1/1
41736	BWT80180	8' Straightedge	1/1
41737	BWT80200	10' Straightedge	1/1
41738	BWT80220	12' Straightedge	1/1

## Mini Straightedge 5 Piece Set

- Ideal for working with smaller areas, such as a bathtub or shower
- Used as a floor leveling tool, a straightedge, a layout tool for both floors and walls, or to dry pack a shower pan
- Comes in a vinyl tote for comfortable transportation
- Constructed of tough, tempered aircraft aluminum
- Set includes 5 straightedges measuring 12" (305 mm), 15" (381 mm), 18" (457 mm), 21" (533 mm), and 24" (610 mm)



EDI	Part#	Description	Inner/Outer
41730	BWT80100	Mini Straightedge 5 Piece Set	1/1

## Straightedge 5 Piece Set

- Used as a floor leveling tool, a straightedge, a layout tool for both floors and walls, or to dry pack a shower pan
- Comes in a vinyl tote for comfortable transportation
- Constructed of tough, tempered aircraft aluminum and cut from stock with reinforced construction
- Set includes 5 straightedges measuring 2'2" (66 cm), 3' (91 cm), 4' (122 cm), 4'10" (147 cm), and 6' (183 cm)



EDI	Part#	Description	Inner/Outer
41731	BWT80120	Straightedge 5 Piece Set	1/1
41729	BWT80130	Replacement Vinyl Tote	1/1



**BARWALT**  
A MARSHALLTOWN® BRAND





# SAW SHACKS

- Contains the mess and debris generated from cutting materials like tile, stone, and wood
- Easy to assemble and disassemble
- Constructed of a durable aluminum framework and stainless steel bolts fitted with aircraft nuts
- Plastic parts are made of glass-filled nylon
- Includes a heavy gauge, industrial strength plastic pan and heavy-duty bag for easy storage and transportation
- Choose from two sizes: Large or X-Large
- Replacement pan liners and clips available



**BWT70832**



**BWT70852**

EDI	Part#	Description	Size - in.	Size - mm	Inner/Outer
41309	BWT70832	Large Saw Shack	47 X 47 X 62	1194 X 1194 X 1575	1/1
41316	BWT70852	X-Large Saw Shack	47 X 60 X 62	1194 X 1524 X 1575	1/1

## Replacement Parts

EDI	Part#	Description	Inner/Outer
41310	BWT70833	Large Saw Shack Replacement Pan	1/10
41311	BWT70839	Saw Shack Replacement Clips – 6 Pack	1/7
41317	BWT70853	X-Large Saw Shack Replacement Pan	1/10



**BARWALT**  
A MARSHALLTOWN® BRAND



### **Suction Cup**

- Aids in moving larger format tile, glass, marble or stone
- For use on smooth, flat surfaces only
- Holds up to 15 pounds
- Lever handle for ease of use
- Sold 6 per inner pack/6 per outer pack



### **MARSHALLTOWN**

EDI	Part#	Description	Size-in.	Size-mm
28278	SC45	Suction Cup	4½	144





## Tile Marking

### Contour Gauge

- Plastic pins slide in to record irregular shapes for marking on tile
- Graduated frame
- Gauge holds shape during transfer
- Sold 6 per inner pack/6 per outer pack

### China Markers

- Paper wrapped pencils with tear string
- Perfect for marking on glass, film, paper, metal, rubber, or any other smooth surface
- Pull string to remove paper and expose more writing surface
- Sold 12 per inner pack/12 per outer pack



### MARSHALLTOWN

EDI	Part#	Description	Size-in.	Size-mm
28284	CGP	Contour Gauge	4 X 10	102 X 254



### QLT MARSHALLTOWN

EDI	Part #	Description	Size-in	Size-mm
28279	CM3	Pack of 3, Red, Yellow, Black	N/A	N/A



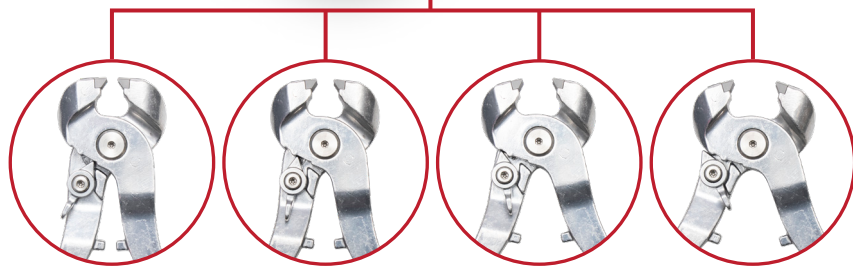

# TILE NIPPERS

- Straight/Radius nippers are great for small, curved or irregular nipping of ceramic or porcelain tiles
- Wheeled nippers work with ceramic and porcelain tiles as well as glass and mosaics
- Aluminum die cast body provides lightweight durability
- Internal torsion springs help prevent damaged or lost springs
- Comfortable DuraSoft® handles
- Replaceable, tungsten-carbide tips and wheels
- Adjustment knob controls how far nippers open, with stops for closed, ¼" tile, ½" tile and fully open, to help reduce hand fatigue
- Patent Pending



**WARNING:** Protect Eyes

EDI	Part#	Description	Inner/Outer
29571	SN1	Straight Tile Nippers	1/6
29572	RN2	Radius Tile Nippers	1/6
29573	WN3	Wheeled Tile Nippers	1/6
29574	AWN4	Angled Wheeled Tile Nippers	1/6
29579	SN1B	Straight Tile Nipper Replacement Tips	1/1
29580	RN2B	Radius Tile Nipper Replacement Tips	1/1
29581	WNB	Wheeled Tile Nipper Replacement Wheels	1/1



**Adjustment Knob Control**



# EDGE SMOOTHING ABRASIVES

## Ceramic Tile File

- Tungsten carbide coating
- Removes rough or irregular edges on tile, marble and stone
- Rounded and flat sides for different tile shapes
- DuraSoft® handle



TFTS

## Sanding Stone

- Dual sided 60/90 grit
- Removes rough or irregular edges on tile, marble and stone
- Smooths and dresses down newly-cut tile
- Silicone carbide grit



60TS90

EDI	Part#	Description	Size-in	Size-mm	Inner/Outer
28273	TFTS	Ceramic Tile File	6½ x 5⁄₈	165 x 16	10/10
28276	60TS90	Sanding Stone	6 x 2 x 1	152 x 51 x 25	4/4



# JOINT TAPE ROLL

- Self-adhesive mesh tape
- Alkali resistant
- Tape underlayment seam and finish with thinset or mortar
- 2" wide
- Sold 8 per inner pack/8 per outer pack



EDI	Part#	Description	Size-in	Size-mm	Inner/Outer
28250	ST50	Joint Tape Roll	50	15	8/8





## Scoring Knives

### Folding Scoring Knife

- Easy 1-button opening and closing
- Tungsten carbide scoring tip
- Used to score cement backer board
- Belt clip for easy access
- Metal case
- Sold 6 per inner pack/6 per outer pack



### Scoring Knife

- 3 tungsten carbide tips
- One tip located inside of handle on opposite of double tip
- Used to score cement backer board
- Comfortable soft grip handle
- 6 per inner pack/6 per outer pack



## MARSHALLTOWN

EDI	Part#	Description	Size-in.	Size-mm
28271	FSK2	Folding Scoring Knife	7	178
28272	SC2S	Scoring Knife	7½	191





# CARPET & UTILITY KNIVES

## Retractable Utility Knife

- Internal Blade Storage
- Zinc Alloy Body
- Magnet holds blade during replacement
- Sold 1 per inner pack/8 per outer pack

EDI	Part#	Description
28800	9030	Retractable Utility Knife

## Fixed Blade Carpet Knife

- Quick-change blade mechanism
- Large knob allows for easy opening
- Safety lock-back system
- Magnet holds blade during replacement
- Zinc alloy body
- Sold 1 per inner pack/8 per outer pack

EDI	Part#	Description
28802	9020	Fixed Blade Carpet Knife

## Plastic Carpet Knife

- Durable Plastic Body
- Knurled knob for easy blade change
- Classic fixed blade carpet knife shape
- Sold 1 per inner pack/8 per outer pack

EDI	Part#	Description
28801	PCK1	Plastic Carpet Knife







## Folding Utility Knife

- Quick-change blade mechanism
- Safety lock-back system
- Aluminum handle, zinc housing and stainless steel skeleton
- Belt clip included
- 5 blades included
- Sold 1 per inner pack/8 per outer pack

EDI	Part#	Description
28240	9080	Folding Utility Knife



## Auto-Load Utility Knife

- Push-button blade release
- Auto-load blade replacement
- Easy to load blade storage door
- 5 blades included
- Sold 1 per inner pack/8 per outer pack

EDI	Part#	Description
28241	9040	DuraSoft® Utility Knife w/Auto-Load



## DuraSoft® Utility Knives

- Push-button blade release
- Sliding storage (9058) or butterfly storage (9059 & 9069) allows for 5 extra blades
- Blade retracts automatically for safety when not in use (9069)
- Sold 12 per inner pack/48 per outer pack

EDI	Part#	Description
19058	9058	DuraSoft® Utility Knife w/Slide Storage
19059	9059	DuraSoft® Utility Knife w/Butterfly Storage
19069	9069	Auto Retractable DuraSoft® Utility Knife



## Fixed Blade Utility Knife

- Magnet holds blade in place during replacement
- Large knob allows for easy opening
- Zinc alloy body
- Sold 12 per inner pack/72 per outer pack

EDI	Part#	Description
13998	998	Fixed Blade Utility Knife

# UTILITY BLADES

- Handy storage case included
- Carbon steel construction
- Fits most standard utility knives
- Engineered for general-purpose cutting



EDI	Part#	Description
29030	REPLBLD5	Utility Knife Replacement Blades - 5 Pack
29032	REPLBLD50	Utility Knife Replacement Blades - 50 Pack



# GROUT SAWS

## Grout Saw

- Removes cracked or damaged grout
- Can be used to remove a small layer of discolored grout
- 2" blade coated with tungsten carbide
- Die cast aluminum mounting with thumb rest
- Part# 446

## Grout Saw Replacement Blade

- Replacement blade for MARSHALLTOWN grout saw (#446)
- Contains 2 blades
- 2" blade coated with tungsten carbide
- Part# 15465



EDI	Part#	Description	Inner/Outer
15470	446	Grout Saw	6/24
15465	15465	Grout Saw Replacement Blades	10/10

## Mini Grout Saw

- Removes cracked or damaged grout
- Can be used to remove a small layer of discolored grout
- Part# GS200

## Mini Grout Saw Replacement Blade

- Replacement blade for QLT by MARSHALLTOWN grout saw (#GS200)
- Contains 2 blades
- Part# GS200B



EDI	Part#	Description	Inner/Outer
28292	GS200	Mini Grout Saw	6/6
28277	GS200B	Mini Grout Saw Replacement Blades	10/10





## Tile Maintenance & Repair

### Grout Scrubber

- Removes dried-on grout haze
- Non-scratch pad
- Use with water for best results
- Part# GS1

### Grout & Tile Brush

- Stiff nylon bristles for cleaning tile and grout
- Comfortable plastic handle
- Part# B200

### Grout Brush

- Stiff nylon bristles for cleaning tile and grout
- Soft grip handle
- Part# B100

### Grout Sealer Bottle

- For applying grout sealer to tile grout
- 12 oz. bottle
- Includes 1/8" and 1/4" wide rollers
- Part# SBR

### Cheese Cloth

- 100% unbleached loosely woven cotton used for cleaning grout from tile
- 5 sq. yards
- Part# CC470

### Microfiber Grouting, Cleaning and Polishing Cloth

- Microfiber knit removes stubborn grout haze from tiles
- Can be used for general cleaning
- 17.25" x 17.25"
- Part# MF470



## MARSHALLTOWN

EDI	Part#	Description	Inner/Outer
28269	MF470	Microfiber Grouting, Cleaning and Polishing Cloth	4/4
28257	B100	Grout Brush	6/6
28266	SBR	Grout Sealer Bottle	12/12
28268	CC470	Cheese Cloth	4/4



EDI	Part #	Description	Inner/Outer
28265	GS1	Grout Scrubber - Hand	24/24
28258	B200	Grout & Tile Brush	12/12



# TILE GROUT SPONGES


- Choose from a variety of options: Tile Grout Scrubbing Sponge, Large or Extra Large Tile Grout Sponge, or a Turtle Back Sponge
- Ergonomic shape conforms to your hand for comfortable use
- Turtle Back Sponge is made from high-quality cellulose for durability and absorbency
- Both Tile Grout Sponges and Tile Grout Scrubbing Sponges feature rounded corners, designed to reach into tight spaces without damaging surfaces



**TLW**



**TGS1**



**16587**

EDI	Part#	Description	X-Dimension - in.	Y-Dimension - in.	Z-Dimension - in.	Inner/Outer
16460	TLW	Tile Grout Scrubbing Sponge	6 ½	4 ½	2 ⅞	50/50
16462	TGSL	Tile Grout Sponge	6	4	2	50/50
16463	TGS1	Tile Grout Sponge	7	4 ⅞	2 ⅞	40/40
16587	16587	Turtle Back Sponge	3 ½	6 ¾	2	24/24



# BEAVERTAIL BRUSH

- 2<sup>5</sup>/<sub>8</sub>" (67mm) bristles are staple set in a clear lacquered hardwood block
- Horsehair fibers
- Ideal for finishing concrete curbs and other surfaces
- Comes in a standard 13<sup>1</sup>/<sub>2</sub>" (343mm) length
- Sold 1 per inner pack/12 per outer pack



EDI	Part#	Description
16517	6517	Beaver Tail Brush - Horsehair Fibers





**RACATAC™ PRODUCTS INC.**

### **RACATAC™**

- Adjustable seat supports upper body weight and leaves feet free to control movement
- Knee pads allow knees to rest freely
- Work in shorts without bulky knee pads
- 2 or 3" (51 or 76mm) casters allow you to roll instead of bouncing around your work on your knees
- Keeps you elevated off your work and above wet, dirty or dusty floors
- Work on 1 or 2 knees
- Sold 1 per inner pack/1 per outer pack

### **RACATAC™ w/Chest Support**

- Allows you to work in a supported and leaning over position while sitting and kneeling on the Racatac
- Adjustable seat supports upper body weight and leaves feet free to control movement
- Knee pads allow knees to rest freely
- Work in shorts without bulky knee pads
- 2 or 3" (51 or 76mm) casters allow you to roll instead of bouncing around your work on your knees
- Keeps you elevated off your work and above wet, dirty or dusty floors
- Work on 1 or 2 knees
- Sold 1 per inner pack/1 per outer pack



### **MARSHALLTOWN**

EDI	Part#	Description
11091	01RAC	Racatac w/2" Casters
11092	01RAC3	Racatac w/3" Casters
11093	01RACCS	Racatac w/Chest Support and 2" Casters
11094	01RAC3CS	Racatac w/Chest Support and 3" Casters


### **Replacement Parts**

EDI	Part#	Description	Inner/Outer
11095	05RCS	Racatac Chest Support	1/6
11096	MR1006	2" Replacement Caster (single)	1/1
11097	MR10063	3" Replacement Caster (single)	1/1
11098	MR1004	Replacement Knee Pads (single)	1/1



# MAGNETIC NAIL DRIVER

- Essential tool when using short brad nails for installing carpet tack strip and more
- Stainless steel body is rust and corrosion resistant
- Anti-slip knurled grip
- Hardened steel strike face is durable and long-lasting
- High strength rare-earth magnet firmly holds nails while being set with a hammer
- Sold 1 per inner/12 per outer



**High Strength Magnet**



**Knurled Grip**

EDI	Part#	Description	Inner/Outer
29500	MND	Magnetic Nail Driver	1/12



# CARPET ROW FINDER

- Used to separate carpet rows without damaging loops and nap
- 2-Stage needle point for cut-pile carpet
- Flat-tip for loop-pile carpet
- Solid stainless steel body is rust and corrosion resistant
- Anti-slip knurled grip
- Sold 1 per inner/12 per outer



*Tracks straight and pushes cut pile nap apart cleanly*



**Knurled Grip**



*Rounded corners to prevent snagging on loop pile nap*

EDI	Part#	Description	Inner/Outer
29502	SSRF	Carpet Row Finder	1/12





# CUTTERS & SHEARS

## Cushion Back Cutter

- Used to cut cushion back or conventional carpet
- Dual blade design for cutting closer to yarn edge for cleaner seams
- Knurled knob for tool-less blade replacement
- Accepts standard slotted carpet blades
- Sold 1 per inner pack/6 per outer pack

EDI	Part#	Description
28781	CBC2	Cushion Back Cutter

## Loop Pile Cutter

- Adjustable throat opening for precision cuts on various thicknesses of carpet
- Dual blade design for cutting closer to the yarn edge for cleaner seams
- Base allows for cutting over top of other carpet by protecting material underneath
- Knurled knobs allow for tool-less blade replacement and tool adjustment
- Sold 1 per inner pack/6 per outer pack

EDI	Part#	Description
28790	LPC2	Loop Pile Cutter



*Adjusts throat opening*

## Duckbill Napping Shears

- Used for trimming loose yarns in carpet
- Offset handle keeps fingers off of the carpet for accurate trimming
- Duckbill blade maintains level trimming
- Sold 1 per inner pack/6 per outer pack

EDI	Part#	Description
28785	DNS	Duckbill Napping Shears





# SEAM ROLLERS

## 6" Carpet Seam Roller

- Improves seam strength by forcing adhesive into carpet backing
- Star wheel design blends carpet yarn at seam
- DuraSoft® handle for increased comfort and reduced fatigue
- Sold 1 per inner pack/4 per outer pack

EDI	Part#	Description	Size-mm
28779	SWSR6	6" Carpet Seam Roller	152

## 6" Smooth Carpet Seam Roller

- Improves seam strength by forcing adhesive into carpet backing
- Smooth wheel design reduces snags in carpet
- Can also be used for vinyl flooring
- DuraSoft® handle for increased comfort and reduced fatigue
- Sold 1 per inner pack/4 per outer pack

EDI	Part#	Description	Size-mm
28780	SSR6	6" Smooth Carpet Seam Roller	152

## Extension Roller

- Used for rolling laminate and other floor coverings
- Non-marking rubber rollers
- Extends from 17" to 27" (432mm to 686mm)
- Sold 1 per inner pack/4 per outer pack

EDI	Part#	Description
28792	ER21	Extension Roller



# CARPET SEAM SQUEEZERS

- Keeps seams aligned for seamless glue-down or ironing carpet seams
- Needle-point carpet grippers securely hold most carpets
- Spring loaded design for quick placement
- Rubberized grip
- Comes in a set of 2



EDI	Part#	Description	Inner/Outer
29506	CSZ	Carpet Seam Squeezers	1/8



# CARPET LAYER'S KNEEPADS

- A must-have to protect your knees when installing stretch-in carpet
- Padded above the knee for extra cushion when using knee kicker
- Durable neoprene pads are reinforced with urethane for increased wear-resistance
- Wide Velcro straps are ergonomically placed to fit the calf and thigh comfortably without pinching or sliding
- Machine washable, removable foam insert



EDI	Part#	Description	Inner/Outer
29504	CKKP	Carpet Layer's Kneepads	1/8




# KNEE KICKERS

## Professional Knee Kicker

- Used to stretch carpet over tack strip for a better, tighter fit
- Adjustable pins
- Thicker pad for more knee relief
- Handle is extend-able in length from 18 3/4" - 22 3/4" (476mm x 578mm)
- Sold 1 per inner pack/1 per outer pack

EDI	Part#	Description
28783	AKK	Professional Knee Kicker



Thicker pad

## Economy Knee Kicker

- Used to stretch carpet over tack strip for a better, tighter fit
- Soft grip handle
- Foam pad for knee comfort
- Sold 1 per inner pack/1 per outer pack

EDI	Part#	Description
28784	EKK	Economy Knee Kicker



Soft grip handle





# STAIR TOOLS

## 3½" Stair Tool

- Used to tuck carpet into stair crevices and tack strip
- Long-lasting chrome plated steel body (ST35D)
- Durable plastic construction (PST35)
- Edges are rounded to prevent snagging and cutting
- Sold 1 per inner pack/4 per outer pack

EDI	Part#	Description	Size-mm
28789	ST35D	3½" Stair Tool	89
28778	PST35	3½" Plastic Stair Tool	89



# DOOR PIN REMOVAL TOOL

- Used to easily remove door pin from hinge during door removal process
- 90° drive pin easily drives out door pin with a hammer tap
- Precision-Machined Lift Forks fit precisely under door pin head
- Spring-Steel Retaining Clip secures door pin during removal
- Anti-slip knurled grip
- Plating is rust and corrosion resistant
- Sold 1 per inner/12 per outer



Precision-Machined  
Lift Forks



Retaining Clip secures door  
pin to prevent dropping



90° Drive Pin



EDI	Part#	Description	Inner/Outer
29498	DPRT	Door Pin Removal Tool	1/12



# 24" (610 mm) PRO TILE CUTTER

- Cuts tile up to 24.75" (630 mm) long
- Versatile to cut ceramic, porcelain, & mosaic tile
- Multi-Level Adjustable Cutting Wheel height up to 7/8" (16 mm)
- Includes 7/8" (22 mm) Titanium-Coated Tungsten Carbide Scoring Wheel
- Durable aluminum Protractor Gauge for precise angled cuts
- Rigid Steel Monorail Sliding System for accurate cuts
- Sold 1 per inner/2 per outer



**Protractor Gauge for  
precise angled cuts**

**Rigid Steel Monorail  
Sliding System**

**Multi-Level Adjustable  
Cutting Wheel**

EDI	Part#	Description	Inner/Outer
29398	PTC24	24" (610 mm) Pro Tile Cutter	1/2


## Replacement Parts

EDI	Part#	Description	Inner/Outer
32488	PTC24SW	7/8" (22 mm) Titanium-Coated Tungsten Carbide Scoring Wheel w/ Fasteners	1/1
32489	PTC24GF	Guide Fence w/ Thumbscrew	1/1
32490	PTC24BF	Breaker Foot w/ Fasteners	1/1
32491	PTC24EA	Extension Arm w/ Bracket & Fasteners	1/1




# 36" (914 mm) PRO TILE CUTTER

- Cuts tile up to 36" (914 mm) long
- Versatile to cut ceramic, porcelain, & mosaic tile
- Multi-Level Adjustable Cutting Wheel height up to  $1\frac{3}{16}$ " (21 mm)
- Solid I-Beam Rail System for accurate cuts
- High quality bearings for smooth operation
- Includes  $\frac{7}{8}$ " (22 mm) Titanium-Coated Tungsten Carbide Scoring Wheel
- Sold 1 per inner/1 per outer



**Protractor Gauge for precise angled cuts**



**Solid I-Beam Rail System**



**Multi-Level Adjustable Cutting Wheel**



**High quality bearings**

EDI	Part#	Description	Inner/Outer
29402	PTC36	36" (914 mm) Pro Tile Cutter	1/1


## Replacement Parts

EDI	Part#	Description	Inner/Outer
32492	PTC36SW	$\frac{7}{8}$ " (22 mm) Titanium-Coated Tungsten Scoring Wheel w/ Fasteners	1/1
32493	PTC36GF	Guide Fence w/ Thumbscrew	1/1
32494	PTC36BF	Breaker Foot w/ Fasteners	1/1
32495	PTC36EA	Extension Arm w/ Bracket & Fasteners	1/1




# 17" (432 mm) TILE CUTTER


- Cuts tile up to 17" (432 mm) long
- Versatile to cut ceramic, porcelain, & mosaic tile
- ½" (12 mm) cut thickness
- Two-Rod Rail System for smooth operation
- Cuts 12 x 12" (305 x 305 mm) tile at a 45 degree angle
- Includes Adjustable Measuring Guide for precise cuts
- Includes ⅝" (15 mm) Tungsten Carbide Scoring Wheel
- Sold 1 per inner/4 per outer



**Durable Two-Rod  
Rail System**



**Adjustable Measuring Guide**



**Cuts up to 12 x 12"  
(305 x 305 mm) tile at a  
45 degree angle**

EDI	Part#	Description	Inner/Outer
29386	TC17	17" (432 mm) Tile Cutter	1/4

## Replacement Parts

EDI	Part#	Description	Inner/Outer
32476	TC17SW	⅝" (15 mm) Tungsten Carbide Scoring Wheel w/ Fasteners	1/1
32477	TC17GF	Guide Fence w/ Thumbscrew	1/1
32478	TC17BF	Breaker Foot w/ Fasteners	1/1



# 24" (610 mm) TILE CUTTER

- Cuts tile up to 24" (610 mm) long
- Versatile to cut ceramic, porcelain, & mosaic tile
- 1/2" (12 mm) cut thickness
- Includes spare 7/8" (22 mm) Tungsten Carbide Scoring Wheel
- Two-rod Rail System for accurate cuts
- Includes small Breaker Foot engineered for mosaic tiles
- Sold 1 per inner/3 per outer



**Durable Two-Rod  
Rail System**

**Smaller Breaker Foot used  
for mosaic tiles**

**Includes spare Tungsten  
Carbide Scoring Wheel  
in storage**

EDI	Part#	Description	Inner/Outer
29390	TC24	24" (610 mm) Tile Cutter	1/3


## Replacement Parts

EDI	Part#	Description	Inner/Outer
32479	TC24SW	7/8" (22 mm) Tungsten Carbide Scoring Wheel w/ Fasteners	1/1
32480	TC24GF	Guide Fence w/ Thumbscrew	1/1
32481	TC24BF	Breaker Foot w/ Fasteners	1/1
32482	TC24SBF	Small Breaker Foot Clip On	1/1
32483	TC24EA	Extension Arm w/ Bracket & Fasteners	1/1



# 36" (914 mm) TILE CUTTER

- Cuts tile up to 36" (914 mm) long
- $\frac{9}{16}$ " (14 mm) cut thickness
- Rigid I-Beam Rail System for accurate cuts
- High quality bearings for smooth operation
- Includes  $\frac{7}{8}$ " (22 mm) Tungsten Carbide Scoring Wheel
- Sold 1 per inner/2 per outer



**Rigid I-Beam Rail System**



**Protractor Gauge for  
precise angled cuts**



**Tungsten Carbide  
Cutting Wheel**



**Magnet to hold  
Breaker Foot up**

EDI	Part#	Description	Inner/Outer
29394	TC36	36" (914 mm) Tile Cutter	1/2

## Replacement Parts

EDI	Part#	Description	Inner/Outer
32484	TC36SW	$\frac{7}{8}$ " (22 mm) Tungsten Carbide Scoring Wheel w/ Fasteners	1/1
32485	TC36GF	Guide Fence w/ Thumbscrew	1/1
32486	TC36BF	Breaker Foot w/ Fasteners	1/1
32487	TC36EA	Extension Arm w/ Bracket & Fasteners	1/1



# 48" (1219 mm) PRO TILE CUTTER

- Professional tile cutter for ceramic, porcelain, and mosaic tile
- Cuts tile up to 48" (1219 mm) long
- $\frac{5}{8}$ " (16 mm) cut thickness
- Rigid Rectangular Beam System for smooth operation and accurate cuts
- Spring-Loaded Support Bed for stable cutting
- Built in fence guide for ensured precision
- Includes  $\frac{7}{8}$ " (22 mm) Tungsten Carbide Scoring Wheel
- Sold 1 per inner/1 per outer

**Tungsten Carbide  
Cutting Wheel**

**Spring-Loaded Support Bed**

**Protractor Gauge for precise angled cuts**

**Rigid Rectangular Beam System**

EDI	Part#	Description	Inner/Outer
29406	PTC48	48" (1219 mm) Pro Tile Cutter	1/1


## Replacement Parts

EDI	Part#	Description	Inner/Outer
32496	PTC48SW	$\frac{7}{8}$ " (22 mm) Tungsten Carbide Scoring Wheel w/ Fasteners	1/1
32497	PTC48GF	Guide Fence w/ Thumbscrew	1/1
32498	PTC48BF	Breaker Foot w/ Fasteners	1/1
32499	PTC48EA	Extension Arm w/ Bracket & Fasteners	1/1





# **BULLET**

BY MARSHALLTOWN®



**THERE'S NOTHING WE CAN'T CUT!**

## REPLACEMENT BLADE COMPATIBILITY CHART



















	EDI	Part #	Description	Blade Size	Blade EDI	Blade Part #
 <b>MAGNUM SERIES FLOORING</b>	29999	MS90-1909	Magnum Edge Hardwood	9" (229mm)	29923	909B
	29988	MS93-1009	Paladin Pneumatic	9" (229mm)	29984	MB93-P009
	29987	MS90-1913	Magnum Edge Flooring	13" (330mm)	29927	913B
	29929	920-I-PC	Magnum Flooring	20" (508mm)	29932	920B
	29751	926 I-26-PC	Magnum Flooring	26" (660mm)	29936	926B
	29937	930-RCT-PC	Magnum RCT	30" (762mm)	29940	930B
	29941	940-RCT40	Magnum RCT	40" (1016mm)	29942	940B
 <b>EZ SHEAR SERIES FLOORING</b>	29980	ES00-PRO9	Sharpshooter Pro	9" (229mm)	29788	109B
	29976	ES00-1113	Marksman	13" (330mm)	29794	113B
	29795	120-FLR EZ	EZ Shear Flooring	20" (508mm)	29796	120B
	29982	ES90-0126	EZ Shear Flooring	26" (660mm)	29831	526B
	29828	526-RCT26	EZ Shear RCT	26" (660mm)	29831	526B
 <b>MAGNUM SERIES SIDING</b>	29986	MS20-1613	Magnum Edge Siding	13" (330mm)	29810	213B
	29833	620-SID	Magnum Siding	20" (508mm)	29817	220B
	29985	MS20-0626	Magnum Siding	26" (660mm)	29823	226B
 <b>EZ SHEAR SERIES SIDING</b>	29980	ES00-PRO9	Sharpshooter Pro	9" (229mm)	29788	109B
	29808	213-SID	EZ Shear Siding	13" (330mm)	29810	213B
	29815	220-SSTDC	EZ Shear Siding	20" (508mm)	29817	220B
	29821	226-SSTDC	EZ Shear Siding	26" (660mm)	29823	226B
 <b>BULLET SERIES FLOORING SOLUTIONS</b>	29953	BT92-2012	Cruiser	-	Upper: 29803 Lower: 29802	Upper: 2095B Lower: 2012B
	29954	BT92-2095	Vinyl Glider	-	29803	2095B
	29955	BT92-2195	Vinyl Cutter	9½" (241mm)	29812	2195B

## QUESTIONS ON JANKA HARDNESS?

Scan the QR Code for details  
or visit [www.marshalltown.com/janka-hardness-scale](http://www.marshalltown.com/janka-hardness-scale)



### RECOMMENDED USE\*

	Laminate (up to ACS)	Vinyl**	Carpet Tile	Engineered Hardwood (≤¾")	Engineered Hardwood (>¾")	Solid Hardwood	Fiber Cement Siding	Vinyl Siding	OSB/LP Siding
<b>MAGNUM SERIES</b>									
<b>EZ SHEAR SERIES</b>									
<b>BULLET SERIES</b>			 ***						

\*Does not apply to all shears within a given series. Contact your Sales Representative for additional information \*\*Vinyl includes: LVT, LVP, WPC, SPC, MLF, VCT and others \*\*\*Cruiser Only—Carpet Tile Upgrade Kit Required



# MAGNUM SERIES

MARSHALLTOWN's Magnum Series is defined by an uncompromising attitude for quality, craftsmanship, and ruggedness. The Magnum Series upgrades include beefier extrusions, heavy-duty steel ball bearings, reinforced table, LED Light Kit, premium blade, and an industry leading 5 year warranty. Designed by a professional, for professionals, there isn't a job the Magnum Series can't handle. If you're installing siding or laying floors every day, it's about time you had a shear that works as hard as you do.

**UNCOMPROMISING. OVERBUILT. RUGGED.**



Indicates LED Light  
Kit Included

**5000+ JANKA**

# EZ SHEAR SERIES

The EZ Shear Series is built upon the same foundation as the Magnum Series but strikes a balance between ruggedness and cost. With an optimized design featuring custom engineered, leaner extrusions, the EZ Shear Series is the ideal lightweight solution for professional installers and do-it-yourselfers alike. If price is as important as quality, look no further than the EZ Shear Series from MARSHALLTOWN.

**BUILT LIGHT, PRICED RIGHT**



**UP TO 1250 JANKA**

# BULLET SERIES

MARSHALLTOWN's Bullet Series challenges the status quo with unique, never been done before solutions for flooring professionals. From two different rip-cutters to the world's only lightweight suitcase style shear, the Bullet Series will save you time, labor, and help put a few extra dollars in your pocket.

**CUTTING EDGE INNOVATION**



**VINYL**

# MAGNUM SERIES

**NO Noise, NO Dust, NO Electricity  
UNCOMPROMISING. OVERBUILT. RUGGED.**

The Magnum flooring shears are the premier cutting solution for all types of flooring products. With sizes ranging from 9" to 26" and designs tailored to cut vinyl (all variations), laminate, engineered hardwood, solid hardwood and more, there is nothing these shears can't handle.



**9" Magnum Edge  
Hardwood Cutter**  
MS90-1909 | EDI: 29999



**13" Magnum Edge  
Flooring Cutter**  
MS90-1913 | EDI: 29987

*\*Not Pictured: 20" Flooring Shear — 920 I-20-PC EDI: 29929 • 26" Flooring Shear — 926 I-26-PC EDI: 29751*

The Magnum Resilient Carpet Tile (RCT) shears are versatile, heavy-duty cutters designed for carpet tiles, luxury vinyl products, and VCT. With the ruggedness you've come to expect from Magnum and a unique self-measuring wall gauge and caster system, these shears are unmatched in the industry. Available in 30" and 40" widths.



**30" Magnum Flooring Shear**  
930-RCT30-PC | EDI: 29937



**40" Magnum Flooring Shear**  
940-RCT40 | EDI: 29941



## FLOORING SHEARS

### EZ SHEAR SERIES

**NO Noise, NO Dust, NO Electricity  
BUILT LIGHT, PRICED RIGHT**

The EZ Shear flooring shears are the ideal lightweight solution for professionals and do-it-yourselfers alike. With sizes ranging from 9" to 26" (including a 26" RCT shear) and cutting capabilities that include engineered hardwood up to  $\frac{3}{8}$ " thick, the EZ Shear series is the best solution if price is as important as quality.



**9" SharpShooter Pro**  
ES00-PR09 | EDI: 29980

**13" Marksman**  
ES00-1113 | EDI: 29976

**26" RCT Shear**  
526-RCT26 | EDI: 29982

\*Not Pictured: 20" EZ Shear Flooring Cutter — 120-FLR EZ EDI: 29795 • 26" EZ Shear Flooring Cutter — ES90-0126 EDI: 29982

### BULLET SERIES

*Flooring Solutions*

**NO Noise, NO Dust, NO Electricity  
CUTTING EDGE INNOVATION**

The Bullet Series provides innovative solutions for the ever expanding vinyl plank market. The Vinyl Glider (BT92-2095) and it's 9½" lockable guide, allow you to make accurate, repeatable rip scores faster and easier than ever before. The Cruiser (BT92-2012), designed specifically for WPC and SPC with capabilities that include many variations of vinyl and even carpet (with upgrade kit), utilizes dual rolling razor edges that allow you to make quick, clean rip scores with ease. It's quick-adjust fence and built in ruler help you to make fast, accurate rips from ½" to 12" in width. The Vinyl Cutter (BT92-2195) is the most compact and versatile vinyl cutter on the market. It cuts vinyl up to 9½" wide and 12mm thick and collapses neatly into its integrated carrying case that functions as the table while in-use.



**BT92-2012**  
EDI: 29953

**BT92-2095**  
EDI: 29954

**BT92-2195**  
EDI: 29955




**NEW & IMPROVED**

# ULTRA-LITE FLOORING CUTTERS

- Cuts flooring up to 9" (229mm) with the LWFS9 or up to 13" (330mm) with the LWFS13
- Cuts laminate and vinyl up to  $1\frac{5}{32}$ " (12mm) thick and engineered wood up to  $\frac{3}{8}$ " (9.5mm) thick (Janka < 1200)
- Lightweight and portable
- Movable fence on LWFS13 for 45° (up to 8" / 203mm wide) and 90° cuts
- Quiet, dust-free operation for use inside
- No electricity needed
- Robust, metal-jacketed bearings for enhanced durability



**1 YEAR**  
WARRANTY



**45° cuts on 8" (203mm)  
wide planks (LWFS13 only)**

EDI	Part#	Description
29305	LWFS13	13" Ultra-Lite Flooring Cutter
29385	LWFS13B	13" Replacement Blade
32628	LWFS9	9" Ultra-Lite Flooring Cutter
32629	LWFS9B	9" Replacement Blade
32630	LWFH	Replacement Handle





# ACCESSORIES/ UPGRADES/HAND TOOLS



Flooring



Siding



**HEAVY-DUTY PULL BAR**  
712HD | EDI: 29845



**MAGNUM FLOOR DRIVER**  
MT93-0044 | EDI: 29989



**STAIR STEP SCRIBE**  
BT91-0048 | EDI: 29952



**STRIKER XXL  
TAPPING BLOCK**  
BA91-7119 | EDI: 29950



**PRO-LENGTH  
TAPPING BLOCK**  
711P | EDI: 29844



**STANDARD  
TAPPING BLOCK**  
711 | EDI: 29843



**ALL ANGLE FENCE**  
701AF | EDI: 29840



**ANGLE GUIDE KIT**  
856AG-13 | EDI: 29872  
856AG-20 | EDI: 29873  
856AG-26 | EDI: 29874



**CARPET CARTRIDGE  
UPGRADE KIT**  
BA92-2035 | EDI: 29951



**LED LIGHT KIT**  
BA00-9050 | EDI: 29949



**SLICK SHOT SPRAY-ON  
LUBRICANT**  
701-SL | EDI: 29839



**HONE STONE**  
701-S | EDI: 29838



**UNIVERSAL  
SHEAR STAND**  
709 | EDI: 29842



**CASTERS**  
Magnum: 848-1 | EDI: 29861  
EZ Shear: EA92-1000 | EDI: 29974



**SHEAR  
MAINTENANCE KIT**  
See [marshalltown.com](http://marshalltown.com) for options



**MOUNTING KIT**  
Magnum Edge: 1600-MB | EDI: 29799  
EZ Shear: 200-MB | EDI: 29801  
Magnum Shear: 900-MB | EDI: 29919