




# perma-cast® antiquing release

Perma-Cast® Antiquing Release is dusted over the surface of freshly colored concrete flatwork before using a pattern-stamping tool. The release agent prevents the tool from sticking to newly colored, freshly stamped concrete. As the tool is pulled from the concrete the colored release powder is layered into the textured surfaces of the concrete. Upon washing and sealing, the difference in color between the underlying concrete and the release creates a visually attractive, antiqued look to the concrete. The added color gives the appearance of depth.



Bone

EDI 18241



White/Clear

EDI 18221



Smoke

EDI 18233



Colina Tan

EDI 18235



Storm Gray

EDI 18223




Deep Charcoal

EDI 18224



Gray Plum

EDI 18222



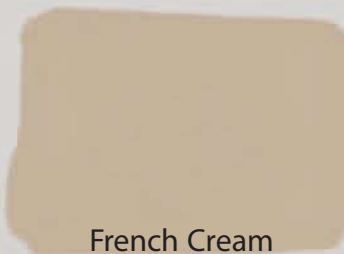
Slate Gray

EDI 18238



Cape Cod Gray

EDI 18236



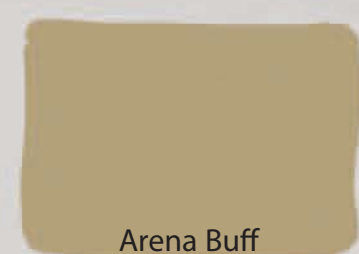
French Cream

EDI 18234



Wheat

EDI 18239



Arena Buff

EDI 18232



Walnut

EDI 18225



Russet

EDI 18230



Brick Red

EDI 18226

## color selection guide

FOR PROFESSIONAL USE ONLY. Read all applicable and current product information for your project: Technical Data Sheet (TDS), Color Chart, Installation Guide, Material Safety Data Sheet (MSDS).

104 South 8th Ave. Marshalltown, IA 50158  
1-800-987-6935 Fax: 641-753-6341  
www.MARSHALLTOWN.com

1. Description: Perma-Cast® Antiquing Release is a color powdered bond breaker used with stamping mats, texturing skins and texture rollers. It also provides accent colors that compliment or contrast with the underlying concrete surface. Additionally, it enhances the transfer of the detailed pattern and texture, and prolongs the surface life of the stamping mat or texturing tool. It is compatible with integrally colored concrete, color hardened concrete and stampable cementitious overlays.

Perma-Cast® Antiquing Release is a finely ground, streak free powder that is a blend of UV-resistant pigments and water repelling additives. It is broadcast over the concrete surface prior to placing the stamping or texturing tools. As the imprinting tool is pressed into the plastic concrete surface, a portion of the Perma-Cast® Antiquing Release is embedded into the textured surface of the concrete. As the tool is removed, it breaks cleanly, without marring the colored concrete surface. Upon washing and sealing, the difference in color between the base concrete and the release creates a visually attractive, antiqued look to the concrete. The added color visually enhances the depth of the texture. The amount of release agent retained on the concrete will vary. Perma-Cast® Antiquing Release can be used in matching or contrasting colors to create a variety of effects. A combination of colors can add interesting shading and highlights to the finished concrete surface.

Perma-Cast® Antiquing Release is available in 15 standard colors, as well as colors selected from the Perma-Cast® Color Hardener Color Chart. The resultant release colors may not be an exact match to concrete colored with those of integral or shake-on colors.

2. Limitations: Perma-Cast® Antiquing Release should not be used as the primary coloring agent. It should not be troweled into concrete. Do not use as a curing compound. Perma-Cast® Antiquing Release will produce variegated colors and is a function of concrete mix design, timing, method of application and removal, method of imprinting, and weather.

Avoid over application, which may minimize the depth of texture. Cover and protect adjacent surfaces from

contamination during application and residue removal. Consider using Perma-Cast® Clear Liquid Release if contamination is a concern, particularly on interior applications or when imprinting cementitious overlays.

Perma-Cast® Antiquing Release is retained on the surface by a mechanical bond. It will require an application of a sealer to enhance the longevity of the antiqued coloration.

3. Caution: Use with adequate ventilation. Applicators and all other onsite personnel must wear an OSHA-NIOSH approved dust respirator while applying or working around this product. Avoid contact with skin and eyes. Wear rubber gloves to protect skin and safety eye goggles. Close containers after each use. Use good hygiene when handling this product. Wash and bathe after each use. Keep out of reach of small children and animals. Do not take internally. Dispose of all residual material in accordance with local, state, and federal regulations. Read the Material Safety Data Sheet (MSDS) before handling and using product.

4. Packaging: Perma-Cast® Antiquing Release is packaged in 30-pound (13.6 kg) plastic pails. Shelf life is 2 to 3 years when stored in original containers in a cool and dry environment.

5. Coverage: Coverage varies depending on timing, application technique, method of finishing, surface texture prior to imprinting, coloration effect desired, and other conditions. For most applications, the coverage rate is approximately 3-4 pounds/100 square feet (1.5-2.0 kg/10 m<sup>2</sup>), which equates to 750-1000 square feet per 30-pound pail (70-93m<sup>2</sup>/13.6kg). Experienced release applicators can achieve coverage up to 1200 square feet per 30-pound pail (112 m<sup>2</sup>/13.6 kg). Note: Creating the antiqued color effects requires skill and practice. Prior to the installation of any jobsite concrete, make and approve a representative sample for each color effect desired to determine the timing, application rate, finishing, removal, and sealing techniques.

6. Application: Cover and protect adjacent surfaces near the work area prior to applying Perma-Cast® Antiquing Release. This is especially critical on windy days. The concrete surface should be

lightly troweled before the application. Rougher finishes may require more material to achieve the proper coverage and may retain an excessive amount of release powder after the removal process, thereby affecting the color of the surface.

Immediately prior to the placement of stamping mats, texturing skins or texture rollers, broadcast Perma-Cast® Antiquing Release uniformly over the surface with a soft bristled, 6 inch mason's brush. Apply enough release so that the moist sheen on the concrete surface is covered. Do not apply over standing bleed water. Perma-Cast® Antiquing Release should not be broadcast for more than a few feet or from above the knee to minimize drifting outside of the work area. Multiple colors of Perma-Cast® Antiquing Release may be used for more unique colorations. Once applied, do not work the surface with a float or a trowel. The surface of the imprinting tools should also be lightly brushed with the release powder.

Timing is critical; applied too early, the antiquing release may be difficult to remove; applied too late, and most of the antiquing release will be removed during the removal and cleaning process.

An antiquing method may also be applied to concrete surfaces and cementitious overlays after the imprinting process has been completed. This method is useful when more accent color is desired on a new installation or as a means of rejuvenating an older, weathered surface. Detailed information about this process can be found in the Perma-Cast® Clear Liquid Release Technical Data Sheet, specifically the application information found in section numbers 6.1. Antiquing after stamping, 6.2. Integrally colored concrete or shake-on color hardener and 6.3. Cementitious overlays. Read the complete Technical Data Sheet before using the liquid release.

7. Removal: After imprinting has been completed, the residual Perma-Cast® Antiquing Release must be removed to prevent tracking and loss of adhesion when a sealer is applied. Do not clean the surface until the concrete has cured for 24-48 hours. Cold temperatures may delay the cleaning process, since the concrete will require a longer cure time. Cleaning too soon may cause complete loss of the antiqued color, as well as damage to the

colored concrete substrate. A small area should be test cleaned to evaluate the cleaning process and the resultant colorations.

Sweep or vacuum excess release, and follow by scrubbing with a soft bristled brush and water. Water can be applied with a garden hose or a high pressure wash. With either method, take care not to damage the surface of the curing concrete or remove too much antiqued colorations. Protect adjacent surfaces from runoff. Dispose of all residual materials in accordance with local, state, and federal regulations. The antiquing release is mechanically bonded to the concrete, so the surface must be sealed and maintained to preserve its antiqued appearance over time.

8. Sealing: After Perma-Cast<sup>®</sup> Antiquing Release has been removed from the surface, Clear Guard<sup>™</sup> Cure and Seal should be applied after the concrete has thoroughly dried for a minimum of 72 hours at 70° F (21° C). Approve final color before the sealer is applied. Sealed surfaces may become slippery when wet.

Sealed surfaces will require maintenance. Read the Clear Guard<sup>™</sup> Cure and Seal Technical Data Sheet before installing product.

9. Quality Control: Cast a job site sample at least 21 days prior to the installation for approval of color and finish. Utilize all materials, tools, and techniques from the actual job in the mock-up. Consistent batching, pouring, finishing, curing, sealing, and preparation techniques, will ensure the uniformity of architectural concrete. Verify adequate wet and dry slip resistance. Verify maintenance requirements.

Warranty Disclaimer/Limitation of Liability: MARSHALLTOWN, INC. MAKES NO WARRANTIES REGARDING THIS PRODUCT, EXPRESS OR IMPLIED, INCLUDING WARRANTIES OF FITNESS FOR A PARTICULAR PURPOSE OR MERCHANTABILITY. MARSHALLTOWN, ITS

DIRECTORS, OFFICERS AND EMPLOYEES SHALL NOT BE LIABLE FOR INDIRECT, SPECIAL OR CONSEQUENTIAL DAMAGES OR PERSONAL INJURY ARISING OUT OF THE USE OR HANDLING OF THIS PRODUCT WHETHER OR NOT MARSHALLTOWN INC. HAS BEEN ADVISED OF THE POSSIBILITY OF SUCH A LOSS OR DAMAGE. PURCHASER ASSUMES ALL LIABILITY FOR THE USE AND HANDLING OF THIS PRODUCT INCLUDING ANY INJURY TO THIRD PARTIES. MARSHALLTOWN'S MAXIMUM LIABILITY SHALL BE THE PRICE OF THE PRODUCT.